





A Tomkins Company

# Aplicaciones Automóviles y Camionetas

Catálogo de Aplicaciones Edición 2003



CAAC0803MX

45

ANIVERSARIO  
Gates México



A Tomkins Company

## Líder Mundial en Bandas, Mangueras y Línea Hidráulica

Gracias a nuestros clientes por su lealtad, a nuestros asociados por hacernos mejor que la competencia y a nuestros proveedores por su calidad. **Gracias a todos, seguiremos siendo líderes.**



### Gates de México, S.A. de C.V.

ISO9001 - QS9000 - VDA 6.1 - ISO 14000 - Industria Limpia

Proveedor Internacional del Año de General Motors - Proveedor Confiable de PEMEX - Pentastar de Chrysler

Proveedor Certificado John Deere - Premio a la Excelencia Empresarial



A Tomkins Company

# Catálogo de Aplicaciones 2003 para Automóviles y Camionetas



CAAC0803MX

Catálogo de Aplicaciones Edición 2003





## Instrucciones de Uso

Use este catálogo cuando desee saber que productos corresponden a un determinado vehículo.

- Busque la sección adecuada (bandas, bandas de tiempo, poleas, tensores y kits, etc.)
- Busque el nombre del fabricante (General Motors, Nissan, Ford, Chrysler, etc.)
- Dentro de cada fabricante hay dos secciones: automóviles y camionetas, escoja la que corresponda.
- Busque la marca (nombre) del vehículo.
- Compare el motor y accesorios (aire acondicionado, dirección hidráulica, etc.)
- Identifique el producto por la posición (serpentín, aire acondicionado, dirección hidráulica, etc)

### GLOSARIO DE TERMINOS

!	Polea Lisa para serpentín	C/AA	Con aire acondicionado
&	Polea Ranurada	C/COM	Con compresor de aire
™	Radiador a tubo	C/DH	Con dirección hidráulica
±	Motor a tubo	CT	Control de temperatura
β	Tubo a radiador	DOHC	Doble árbol de levas
(2)	Requiere 2	EiP	Motor a tubo
?	Polea Loca	FI	Fuel injection
	Balance Shaft	COMP	Compresor
~	Motor de interferencia	Lts	Litros (desplazamiento)
i	Polea ranurada para serpentín	NS	Número de serie
¿	Polea Lisa	P2tR	Tubo a radiador
<	Tensor para serpentín	PCD	Pulgadas cúbicas
>	Tensor para Aire Acondicionado	PP	Tubo a tubo
10V	10 cilindros en V	PWP	Tubo a bomba de agua
2	Requiere dos bandas	RP	Radiador a tubo
4CO	4 cilindros opuestos	RP1	Radiador a tubo
4L	4 cilindros en línea	RT	Radiador a termostato
4LT	4 cilindros transversal	S/AA	Sin aire acondicionado
6L	6 cilindros en línea	S/COM	Sin compresor de aire
6V	6 cilindros en V	S/DH	Sin dirección hidráulica
8V	8 cilindros en V	SC	Supercargador
Alt	Alternador	Serp	Serpentín
Auto	Transmisión automática	SOHC	Árbol de levas sencillo
BA	Bomba de agua	STD	Transmisión manual
BH	Bomba Hidráulica	T	Banda del turbocargador
BV	Bomba de vacío	V	Banda del ventilador
		"	Cortar a medida
		È	Protector requerido

<b>INSTRUCCIONES DE USO</b>	2	Toyota	36	Nissan	45
<b>APLICACIONES</b>		Volkswagen	36	Renault	45
<b>BANDAS</b>		Volvo	36	Toyota	45
Audi	4			Volkswagen	45
Bmw	4	<b>LIMPIAPARABRISAS</b>		Volvo	45
Chrysler Dodge	4	Audi	37		
Ford	9	Chevrolet	37	<b>ENSAMBLAS DE DIRECCIÓN</b>	
General Motors	15	Chrysler	37	<b>HIDRÁULICA</b>	
Honda	23	Dodge	38	American Motors	45
Jaguar	23	Ford	38	Chrysler	45
Jeep	23	General Motors	39	Ford	46
Land Rover	24	Honda	39	General Motors	48
Mercedes Benz	24	Jaguar	39	Jeep	49
Nissan	25	Jeep	39	Honda	49
Peugeot	27	Lincoln	39	Nissan	49
Porsche	27	Land Rover	39	Volkswagen	49
Renault	27	Mercedes Benz	39		
Seat	27			<b>FLASHERS</b>	
Saab	27	Mercury	39	American Motors	49
Toyota	27	Nissan	39	Audi	49
Vam	27	Peugeot	40	BMW	49
Volkswagen	28	Toyota	40	Cadillac	49
Volvo	29	Renault	40	Chevrolet	49
		Vam	40	Chrysler	50
<b>TENSORES Y POLEAS</b>		Volkswagen	40	Dodge	50
Audi	30	Volvo	40	Ford	50
Chrysler Dodge	30			General Motors	50
Ford	30	<b>TAPONES DE ACEITE</b>		Honda	50
General Motors	32	American Motors	40	Mercury	50
Honda	33	Audi	40	Nissan	50
Jaguar	33	Bmw	40	Renault	50
Jeep	33	Chrysler Dodge	40	Volkswagen	50
Mercedes Benz	33	Ford	40		
Toyota	34	General Motors	41	<b>APLICACIONES POR</b>	
Volkswagen	34	Honda	41	<b>PRODUCTO</b>	51
		Infinity	41		
<b>KITS DE DISTRIBUCIÓN</b>		Jeep	41	<b>FORMAS Y DIMENSIONES</b>	95
Chrysler Dodge	34	Mercedes Benz	41		
Ford	34	Nissan	41		
General Motors	34	Toyota	41		
Honda	34	Volkswagen	41		
Nissan	34				
Toyota	34	<b>TAPONES DE GASOLINA</b>			
Volkswagen	35	American Motors	42		
		Audi	42		
<b>BANDAS DE TIEMPO</b>		Chrysler Dodge	42		
Audi	35	Ford	43		
Chrysler Dodge	35	General Motors	44		
Ford	35	Honda	44		
General Motors	35	Infinity	44		
Honda	35	Jeep	44		
Nissan	36	Land Rover	44		
Porsche	36	Mercedes Benz	44		
Renault	36				



**AUDI - AUTOMOVIL**

MARCA	AÑO	MOTOR Y CARACTERISTICAS	SERP	ALT	DH	AA	BA	VENT.
A4 QUATTRO	98-99	4 CIL. 1.8 L		K050510	7208	K040338		K050510
A4 QUATTRO	98-99	V6, 2.8 L	K060739					
A4	98-99	4 CIL. 1.8 L, TURBO, C/AA, C/DH	K050510		7208	K040338		
A4	1999	4 CIL. 1.8 L		K050510	7208	K040338		K050510
A4	98-00	V6, 2.8 L, C/AA, C/DH TRIPTONIC	K060739					
A6 QUATTRO	98-01	V6, 2.8 L	K060739					
A6	98-01	V6, 2.8 L	K060739					
A8 QUATTRO	1999	V8, 4.2 L	K061058					
A8 QUATTRO	2000	V8, 4.2 L	K061045					
A8	98-99	V8, 3.7 L, C/AA, C/DH TRIPTONIC	K061058					
A8	2000	V8, 4.2 L, C/AA, C/DH, TRIPTONIC	K061045					
CABRIOLET	1998	V6, 2.8 L	K060735					
S4 QUATTRO	2000	V6, 2.7 L	K060739					

**BMW - AUTOMOVIL**

318I	1998	4 CIL. 1.9 L		K060682		K040350		
318TI	98-99	4 CIL. 1.9 L		K060682		K040350		
323CI	2000	V6, 2.5 L		K060605		K050340		
323IS	98-99	V6, 2.5 L,		K060612		K050355		
323I	99-00	V6, 2.5 L,		K060605		K050340		
325CI	2001	V6, 2.5 L	K050340	K060605				
325I	2001	V6, 2.5 L	K050340	K060605				
325XI	2001	V6, 2.5 L	K050340	K060605				
328CI	2000	V6, 2.8 L,		K060605		K050340		
328IS	98-99	V6, 2.8 L		K060612	K060612	K050355		K060612
328I	1998	V6, 2.8 L,		K060612		K050355		
328I	99-00	V6, 2.8 L,		K060605		K050340		
330CI	2001	6 CIL. 3.0 L	K050340	K060605				
330I	2001	6 CIL. 3.0 L	K050340	K060605				
330XI	2001	6 CIL. 3.0 L	K050340	K060605				
525I	2001	6 CIL. 2.5 L	K050340	K060605				
528I	1998	V6, 2.8 L,		K060612		K050355		
528I	99-00	V6, 2.8 L,		K060605		K050340		
530I	2002	6 CIL. 3.0 L, TRANSMISION DE AIRE ACONDICIONADO	K050350					
530I	2002	6 CIL. 3.0 L, TRANSMISION DE ALTERNADOR, DIR. HID.	K070622					
540I	98-01	V8, 4.4 L,		K070640		K050395		
740IL	98-01	V8, 4.4 L		K070640		K050395		
740I	98-01	V8, 4.4 L,		K070640		K050395		
750IL	98-00	V12, 5.4 L	K060465					
M3	1999	V6, 3.2 L,		K060612		K050355		
M5	2000	V8, 5.0 L	K050385	K070640				
M	99-00	V6, 3.2 L,		K060612		K050355		
Z3	1998	4 CIL. 1.9 L		K060682		K040350		
Z3	99-00	V6, 2.5 L,		K060612		K050355		
Z3	2000	V6, 2.5 L		K060605	K060605		K060605	
Z3	2001	V6, 2.5 L	K050340	K060605				
Z3	98-99	V6, 2.8 L		K060612		K050355		
Z3	2000	V6, 2.8 L		K060612	K060612	K050355		K060612
Z3	2001	V6, 3.0 L	K050340	K060605				

**BMW - CAMIONETA**

X5	2001	6 CIL. 3.0 L		K060605		K050340		K060605
X5	00-01	V8, 4.4 L		K070640		K050395		K070640

**CHRYSLER - AUTOMOVIL**

ATOS	00-03	4 CIL.1.0 L S/AAS/DH		K040300				
ATOS	00-03	4 CIL.1.0 L S/AAC/DH		K040300	K040267	9300		
ATOS	00-03	4 CIL.1.0 L S/AAC/DH		K040300	K040267			
300M	98-02	V6, 3.5 L, SOHC, SMPI		K060529		6555 GS		
CARAVAN	93-00	V6, 3.3 L, S/AA	K060988					
CIRRUS LXI	99-00	V6, 2.5 L, SOHC SMPI		K060557	K040382			
CIRRUS	2000	4 CIL. 2.0 L		K060532	K040353			
CIRRUS	95-97	4 CIL. 2.4 L, MPFI		K060539	K040355			
CIRRUS	2000	4 CIL. 2.4 L, DOHC			K040353			
CIRRUS	2000	4 CIL. 2.4 L, MPFI		K060539	K040353			
CIRRUS	95-00	V6, 2.5 L, SOHC SMPI, SOHC SMPI		K060557	K040382			
CIRRUS	99-00	V6, 2.5 L, SOHC SMPI, C/Alt de 125A.		K060560				
CONCORDE	98-99	V6, 2.7 L		K060620		K060420		

**CHRYSLER - AUTOMOVIL**

MARCA	AÑO	MOTOR Y CARACTERISTICAS	SERP	ALT	DH	AA	BA	VENT.
CONCORDE	98-00	V6, 2.7 L		K060630		K060420		
CONCORDE	98-00	V6, 3.2 L, SMPI, SOHC		K060529		6555 GS		
CONCORDE	99-00	V6, 3.2 L, SMPI, SOHC				8553 GS		
CONCORDE	2001	V6, 3.2 L, SMPI, SOHC		K060529		8553 GS		
CONCORDE	94-96	V6, 3.3 L, OHV		K060670		6543 GS		
CONCORDE	94-98	V6, 3.5 L		K060525		6543 GS		
CONCORDE	2002	V6, 3.5 L		K060529	K060529	8553 GS		
CORDOBA	80-81	V8, 5.9 L		6463 GS	6370 GS	6567 GS		
CORONET	70-71	6 CIL.3.7 L		6567 GS				
CORONET	70-71	V8, 5.2 L		6463 GS	6380 GS			
CHARGER	71-72	V8, 5.2 L		6463 GS	6380 GS			
DART GTS	1970	V8, 5.9 L		6463 GS	6380 GS			
DART K	82-87	4LT, 2.2 L		6400 GS	6433 GS	PQ17480		
DART K	1988	4LT, 2.2 L		6400 GS	6433GS	8484GS		
						PQ17480		
DART K	1989	4LT, 2.2 L		K040407	6433 GS	6494 GS		
DART	67-70	6 CIL.3.7 L		6400 GS				
DART	71-79	6 CIL.3.7 L		6567 GS	6390 GS	8553 GS		
						PQ17550		
DART	78-79	6 CIL.3.7 L, C/DH C/AA		6567 GS		6555 GS		
DART	78-79	6 CIL.3.7 L, C/DH S/AA		6567 GS	6390 GS			
DART	77-82	V8, 5.9 L, C/DH C/AA		6463 GS	6450 GS			
DART	77-82	V8, 5.9 L, C/DH S/AA		6463 GS	6370 GS			
DUSTER	74-75	6 CIL.3.7 L		6567 GS				
GRAND VOYAGER	2000	V6, 3.3 L, OHV, C/AA, C/DH	K060966					
GRAND VOYAGER	93-99	V6, 3.8 L, SOHC, SMPI C/AA	K060966					
GRAND VOYAGER	93-99	V6, 3.8 L, SOHC, SMPI S/AA	K060988					
INTREPID SE	99-00	V6, 3.2 L, ILSOHC SMPI, CT, C/DH		K060529		6555 GS		
INTREPID	98-99	V6, 2.7 L		K060620		K060420		
INTREPID	00-02	V6, 2.7 L		K060630		K060420		
INTREPID	99-00	V6, 3.2 L, ILSOHC SMPI				8553 GS		
INTREPID	99-00	V6, 3.2 L, ILSOHC SMPI, SMPI, SOHC		K060529		6555 GS		
INTREPID	2001	V6, 3.2 L, ILSOHC SMPI		K060529		8553 GS		
INTREPID	95-97	V6, 3.3 L, OHV		K060670		6555 GS		
INTREPID	94-97	V6, 3.5 L		K060525		6555 GS		
INTREPID	00-02	V6, 3.5 L		K060529		8553 GS		
MAGNUM 400	83-88	4 CIL. 2.2 L, S/TURBO		6400 GS		8484 GS		
						PQ17480		
MAGNUM K	83-88	4 CIL. 2.2 L		6400 GS	6433 GS	8484 GS		
						PQ17480		
MAGNUM	80-82	V8, 5.9 L		6463 GS	6370 GS	6567 GS		
						6450GS		
MONACO	74-77	V8, 5.9 L		6463 GS	6370 GS	6530 GS		
NEON 2000 LE ATX	1999	4LT, 2.0 L, SOHC, C/AA		K040350	6480 GS			
NEON 2000 LE ATX	1999	4LT, 2.0 L, SOHC, S/AA		K040350	6417 GS			
NEON 2000 LE ATX	2000	4LT, 2.0 L, DOHC, C/AA		K040335	K040514			
NEON 2000 LE	2001	4LT, 2.0 L, SOHC, C/AA		K040335	K040514			
NEON 2000 LX ATX	1999	4LT, 2.0 L, SOHC, C/AA		K040350	6480 GS			
NEON 2000 LX ATX	2000	4LT, 2.0 L, DOHC, C/AA		K040335	K040514			
NEON 2000 LX	2001	4LT, 2.0 L, SOHC, C/AA		K040335	K040514			
NEON 2000 SE MTX	1999	4LT, 2.0 L, SOHC, C/AA		K040350	6480 GS			
NEON 2000 SE MTX	1999	4LT, 2.0 L, SOHC, S/AA		K040350	6417 GS			
NEON 2000 SE MTX	2000	4LT, 2.0 L, DOHC, C/AA		K040335	K040514			
NEON 2000 SE MTX	2000	4LT, 2.0 L, DOHC, S/AA		K040335	K040440			
NEON 2000 SE	2001	4LT, 2.0 L, SOHC, C/AA		K040335	K040514			
NEON	1999	4 CIL. 2.0 L		K040350	7480			
NEON	1999	4 CIL. 2.0 L, S/AA			6417 GS			
NEON	2000	4 CIL. 2.0 L		K040335	K040517	K040517		
NEON	2000	4 CIL. 2.0 L, S/AA			K040440			
NEON	01-02	4 CIL. 2.0 L		K040335	K040517			
NEON	1995	4LT, 2.0 L, DOHC, C/AA, C/DH		K040340	6480 GS			
NEON	1995	4LT, 2.0 L, DOHC, S/AA, C/DH		K040340	6413 GS			
NEON	1995	4LT, 2.0 L, SOHC, C/AA, C/DH		K040340	6480 GS			
NEON	1995	4LT, 2.0 L, SOHC, S/AA, C/DH		K040340	6413 GS			
NEON	96-98	4LT, 2.0 L, DOHC, C/AA, C/DH		K040350	6480 GS			
NEON	96-98	4LT, 2.0 L, DOHC, S/AA, C/DH		K040350	6413 GS			
NEON	96-98	4LT, 2.0 L, SOHC, C/AA, C/DH		K040350	6480 GS			
NEON	96-98	4LT, 2.0 L, SOHC, S/AA, C/DH		K040350	6413 GS			
NEW YOR KER LHS	94-97	V6, 3.5 L		K060525		6555 GS		
NEW YOR KER	84-88	4LT, 2.2 L		6400 GS	6433 GS	8484 GS		
						PQ17480		

**CHRYSLER - AUTOMOVIL**

MARCA	ANO	MOTOR Y CARACTERISTICAS	SERP	ALT	DH	AA	BA	VENT.
NEW YORKER	84-88	4LT, 2.5 L		K040407	6433 GS	6494 GS 8484 GS PQ17480		
NEW YORKER	89-90	4LT, 2.5 L		K040407	6433 GS	8484 GS PQ17480		
PHANTOM R/T	93-94	4LT, 2.5 L, MPFI, C/AA		K040381	6436 GS	6480 GS		
PHANTOM	87-88	4LT, 2.2 L, EQUIPADO		K040407	6433 GS	6494 GS		
PHANTOM	1987	4LT, 2.5 L, TURBO		6400 GS		8484 GS PQ17480		
PHANTOM	1988	4LT, 2.5 L, TURBO		6400 GS		K040407 8484 GS PQ17480		
PHANTOM	89-92	4LT, 2.5 L		K040381	6433 GS	8484 GS PQ17480		
PTCRUISER	01-02	4 CIL. 2.4 L		K040345	K040560			
PTCRUISER	2001	4 CIL. 2.4 L, S/AA			K040517			
PT CRUSIER CLASSIC	00-01	4LT, 2.4 L, 16 VC/AA		K040345	K040560			
PT CRUSIER TOURING	00-01	4LT, 2.4 L, 16 VC/AA		K040345	K040560			
SEBRING CONV	98-00	V6, 2.5 L		K060560	K040382			
SEBRING COUPE	98-00	V6, 2.5 L		K050586		K040338		
SEBRING	96-97	V6, 2.5 L		K060557	K040381			
SHADOW	89-90	4LT, 2.2 L, C/DH S/AA		K040381	6433 GS			
SHADOW	89-94	4LT, 2.5 L, MPFI, C/DH S/AA		K040381	6436 GS			
SHADOW	1989	4LT, 2.5 L, TURBO		K040407	K040384	8494 GS PQ17490	7483	
SHADOW	91-94	4LT, 2.5 L, -C/DH C/AA		K040381	6433 GS	8494 GS PQ17490		
SHADOW	1992	4LT, 2.5 L, C/DH S/AA		K040390	6433 GS			
SPIRIT RT	1990	4LT, 2.5 L, C/DH C/AA		K040407	6433 GS	8494 GS PQ17490		
SPIRIT RT	1992	4LT, 2.5 L, TURBO, C/DH C/AA		K040381	6433 GS	8473 GS		
SPIRIT RT	93-94	4LT, 2.5 L, TURBO, C/DH C/AA		K040381	6436 GS	6480 GS		
SPIRIT	89-92	4LT, 2.5 L, C/DH C/AA		K040381	6433 GS	8494 GS PQ17490		
SPIRIT	93-94	4LT, 2.5 L, MPFI, TURBO, C/DH C/AA		K040381	6436 GS	6480 GS		
STRATUS LE	95-00	4LT, 2.4 L, DOHC, C/AA		K060539	K040355			
STRATUS LE	95-96	V6, 2.5 L		K060557	K040381			
STRATUS LX	95-00	4LT, 2.4 L, DOHC, C/AA		K060539	K040355			
STRATUS RT	95-97	4LT, 2.4 L, MPFI		K060539	K040355			
STRATUS RT	95-96	V6, 2.5 L		K060557	K040381			
STRATUS SE	99-00	4LT, 2.4 L, DOHC, C/AA		K060539	K040355			
STRATUS	1998	4LT, 2.0 L		K060532	K040355			
STRATUS	99-00	4LT, 2.0 L		K060532	K040353 K040355			
STRATUS	1999	4LT, 2.4 L, DOHC MPFI		K060539	K040355			
STRATUS	2000	4LT, 2.4 L, DOHC MPFI		K060539	K040353			
STRATUS	01-02	4LT, 2.4 L, DOHC MPFI, Coupe; SOHC		K050370	K050538			
STRATUS	2001	4LT, 2.4 L, DOHC MPFI, S/AA; Coupe; SOHC			K050430			
STRATUS	2001	4LT, 2.4 L, DOHC MPFI, Sedan; DOHC		K060525	K040353			
STRATUS	2002	4LT, 2.4 L, DOHC MPFI, S/AA; Coupe; C/SOHC Eng.			K050430			
STRATUS	2002	4LT, 2.4 L, DOHC MPFI, Sedan; W/DOHC Eng.		K060525	K040353	K060525		
STRATUS	98-01	V6, 2.5 L		K060557	K040381			
STRATUS	99-00	V6, 2.5 L		K060557	K040381 K040382			
STRATUS	99-00	V6, 2.5 L, C/Alt de 125A.		K060560				
STRATUS	01-02	V6, 2.7 L		K060551	K040388			
STRATUS	01-02	V6, 3.0 L		K060470	K040355			
SUPER BEE	74-79	V8, 5.9 L		6463 GS	6450 GS			
TOWN & COUNTRY	98-00	V6, 3.8 L, SOHC, SMPI, SOHC, SMPI	K060966					
TOWN & COUNTRY	2000	V6, 3.8 L, SOHC, SMPI, S/AA	K060988					
TOWN & COUNTRY	2001	V6, 3.8 L, SOHC, SMPI, SOHC, SMPI	K060825					
TOWN & COUNTRY	2002	V6, 3.8 L, SOHC, SMPI	K060825					
VALIANT	70-73	6 CIL.3.7 L			6567 GS			
VALIANT	70-73	V8, 5.9 L			6463 GS			
VIPER	1999	V10 8.0 L, S/AA	K070776					
VIPER	1998	V10, 8.0 L	K070776					
VOLARE K	82-88	4LT, 2.2 L		6400 GS	6433 GS	8484 GS PQ17480		
VOLARE	76-82	6 CIL.3.7 L		6567 GS	6390 GS			
VOYAGER LE	93-94	V6, 3.3 L, OHV	K060988					
VOYAGER SE	99-00	V6, 3.3 L, OHV, C/AA, C/DH	K060966					



**CHRYSLER - AUTOMOVIL**

MARCA	AÑO	MOTOR Y CARACTERISTICAS	SERP	ALT	DH	AA	BA	VENT.
VOYAGER	96-98	V6, 3.0 L, C/AA	K060806			6400 GS		
VOYAGER	96-00	V6, 3.3 L, C/AA, C/DH	K060966					
VOYAGER	98-99	V6, 3.3 L, S/AA	K060988					
VOYAGER	2002	V6, 3.3 L, C/AA	K060825					
VOYAGER	1999	V6, 3.8 L, C/AA	K060966					
VOYAGER	1999	V6, 3.8 L, S/AA	K060988					
LE BARON K	82-88	4LT, 2.2 L		6400 GS	6433 GS	8484 GS		
						PQ17480		
LE BARON	92-93	4LT, 2.5 L, MPFI, EQUIPADO		K040381	6433 GS	8473 GS		
LE BARON	93-94	4LT, 2.5 L, MPFI, C/AA		K040381	6436 GS	6480 GS		
LE BARON	78-81	V8, 5.9 L		6463 GS	6450 GS	6530 GS		

**CHRYSLER - CAMIONETA**

ADVENTURER	82-92	V8, 5.9 L			6450 GS			6607 GS
D-100	70-78	6 CIL3.7 L			6390 GS			6567 GS
D-100	79-80	6 CIL3.7 L			6400 GS			6567 GS
D-100	74-80	V8, 5.9 L			8371 GS			6463 GS
D-150	81-91	6 CIL3.7 L		6574 GS	6400 GS			6567 GS
D-150	92-93	V6, 3.9 L, MPFI	K070884					
D-150	1981	V8, 5.9 L			6436 GS			6463 GS
D-150	82-86	V8, 5.9 L			8371 GS			6463 GS
D-250	86-93	V8, 5.9 L			6450 GS			6607 GS
D-300	70-76	6 CIL3.7 L			6390 GS			
D-300	74-80	V8, 5.9 L						6463 GS
D-350 ESTACAS	81-93	V8, 5.9 L			6450 GS			6463 GS
D-350	81-88	6 CIL3.7 L		6574 GS	6400 GS			6567 GS
D-350	81-93	V8, 5.9 L			8371 GS			6607 GS
DM-350 MICROBUS	82-92	V8, 5.9 L			6450 GS			6607 GS
DM-350 MICROBUS	89-90	V8, 5.9 L			6450 GS			6563 GS
								6607 GS
DURANGO R/T 4X2,4X4	1999	V8, 5.9 L, MAGNUM, C/AA	K070975					
DURANGO R/T	2001	V8, 4.7 L, C/AA	K060878					
DURANGO SLT4X2, 4X4	2001	V8, 4.7 L, C/AA	K060878					
DURANGO SLTPLUS4X2,4X4	2000	V8, 5.2 L, MAGNUM, C/AA	K070975					
DURANGO SLTPLUS 4X2	1999	V8, 5.2 L, C/AA, C/DH	K070975					
DURANGO SLTPLUS 4X2	2000	V8, 5.2 L, MAGNUM, S/AA	K070880					
DURANGO SLTPLUS 4X2	98-00	V8, 5.9 L, MAGNUM, C/AA	K070975					
DURANGO SLTPLUS 4X2	98-00	V8, 5.9 L, MAGNUM, S/AA	K070880					
DURANGO	2000	V8, 4.7 L	K060878					
DURANGO	2002	V8, 4.7 L	K060882					
DURANGO	1999	V8, 5.2 L, MAGNUM, C/AA	K070975					
DURANGO	1999	V8, 5.2 L, MAGNUM, S/AA	K070880					
DURANGO	2001	V8, 5.9 L, MAGNUM, C/AA	K070975					
DURANGO	2002	V8, 5.9 L, MAGNUM	K070975					
RAM 1500 R/T	99-01	V6, 3.9 L, MPFI, C/AA, C/DH	K070975					
RAM 1500 R/T	99-01	V6, 3.9 L, MPFI, S/AA, C/DH	K070880					
RAM 1500	94-96	V6, 3.9 L, MPFI, S/AA, C/DH	K070884					
RAM 1500	94-96	V6, 3.9 L, MPFI, S/AA, S/DH	K070776					
RAM 1500	97-01	V6, 3.9 L, MPFI, C/AA, C/DH	K070975					
RAM 1500	97-00	V6, 3.9 L, MPFI, S/AA	K070880					
RAM 2500 4X4	2002	V8, 5.9 L, 1 Ton	K080810					
RAM 2500 4X4	2002	V8, 5.9 L, C/AA; L.D. Pic Kup; Motor núm. de serie Z; 3/4 Ton	K070975					
RAM 2500 CUSTOM 4X2	99-01	V6, 3.9 L, MPFI, C/AA, C/DH	K070975					
RAM 2500 CUSTOM 4X2	99-01	V6, 3.9 L, MPFI, S/AA, C/DH	K070880					
RAM 2500 CUSTOM 4X4	2000	V8, 5.2 L, C/AA, C/DH	K071130					
RAM 2500 CUSTOM 4X4	2000	V8, 5.2 L, S/AA, C/DH	K071040					
RAM 2500 CUSTOM 4X4	1999	V8, 5.9 L, VIN Z, LD, C/AA	K070975					
RAM 2500 CUSTOM 4X4	1999	V8, 5.9 L, VIN Z, LD, S/AA	K070880					
RAM 2500 QUAD CAB R/T	2000	V8, 5.9 L, C/AA, C/DH	K071130					
RAM 2500 R/T	1999	V10, 8.0 L, C/AA	K071130					
RAM 2500 R/T	1999	V10, 8.0 L, S/AA	K071031					
RAM 2500 R/T	2000	V8, 5.9 L, C/AA	K071130					
RAM 2500 R/T	2000	V8, 5.9 L, S/AA	K071040					
RAM 2500 R/T	2001	V8, 5.9 L, C/AA	K070975					
RAM 2500 R/T	2001	V8, 5.9 L, S/AA	K070880					
RAM 2500 SLTLARAMIE 4X2	2001	V8, 5.9 L, C/AA	K070975					
RAM 2500 SLTLARAMIE 4X4	2000	V8, 5.9 L, C/AA	K071130					
RAM 2500 SLT LARAMIE	2000	V8, 5.9 L, S/AA	K071040					
RAM 2500	95-00	V8, 5.2 L, C/AA	K070975					
RAM 2500	95-96	V8, 5.2 L, S/AA	K070884					

**CHRYSLER - CAMIONETA**

MARCA	AÑO	MOTOR Y CARACTERÍSTICAS	SERP	ALT	DH	AA	BA	VENT.
RAM 2500	97-00	V8, 5.2 L, S/AA	K070880					
RAM 2500	90-96	V8, 5.9 L, C/AA	K071141					
RAM 2500	90-01	V8, 5.9 L, VIN Z, SL, C/AA	K070975					
RAM 2500	97-00	V8, 5.9 L, VIN 5, SP, C/AA	K071130					
RAM 2500	97-00	V8, 5.9 L, VIN 5, SP, S/AA	K071040					
RAM 2500	97-00	V8, 5.9 L, VIN Z, SL, S/AA	K070880					
RAM 2500	2002	V8, 5.9 L, 1 Ton	K080810					
RAM 2500	2002	V8, 5.9 L, C/AA; LD. Pic Kup; Motor número de serie Z; 3/4 Ton	K070975					
RAM 3500	94-96	V8, 5.9 L, C/AA, C/COM	K071141					
RAM 3500	94-96	V8, 5.9 L, S/AA, S/COMP	K071045					
RAM 3500	94-01	V8, 5.9 L, VIN Z, SL, C/AA	K070975					
RAM 3500	96-01	V8, 5.9 L, VIN Z, SL, S/AA	K070880					
RAM 3500	97-00	V8, 5.9 L, VIN 5, SP, C/AA	K071130					
RAM 3500	97-00	V8, 5.9 L, VIN 5, SP, S/AA	K071040					
RAM 3500	2002	V8, 5.9 L, 1 Ton	K080810					
RAM 3500	2002	V8, 5.9 L, C/AA; LD. Pic Kup; Motor número de serie Z; 3/4 Ton	K070975					
RAM 4000	95-96	V8, 5.9 L, C/AA, C/COM	K071141					
RAM 4000	95-96	V8, 5.9 L, S/AA, C/COM	K071045					
RAM 4000	95-01	V8, 5.9 L, VIN 5, SP, S/AA	K071040					
RAM 4000	97-00	V8, 5.9 L, VIN 5, SP, C/AA	K071130					
RAM 4000	97-00	V8, 5.9 L, VIN Z, SL, C/AA	K070975					
RAM 4000	97-01	V8, 5.9 L, VIN Z, SL, S/AA	K070880					
RAM 4000	2002	V8, 5.9 L, 1 Ton	K080810					
RAM 4000	2002	V8, 5.9 L, C/AA; LD. Pic Kup; Motor número de serie Z; 3/4 Ton	K070975					
RAM 6500 DIESEL	94-97	PER KINS F-IV 6L-354 (5.8 L)		8573 GS			8573 GS	8573 GS
RAM 7000	1997	CUMMINS 6B5.9	K080806					
RAM CHARGER	86-92	V8, 5.9 L		6567 GS	6450 GS	6580 GS		
RAM CHARGER	1993	V8, 5.9 L, C/AA	K071150					
RAM CHARGER	1993	V8, 5.9 L, S/AA	K071045					
RAM CHARGER	94-96	V8, 5.9 L, C/AA, C/COM	K071141					
RAM CHARGER	94-01	V8, 5.9 L, C/AA, S/COMP	K070975					
RAM CHARGER	94-96	V8, 5.9 L, S/AA, C/COM	K071045					
RAM CHARGER	99-01	V8, 5.9 L, VIN 5, SP, C/AA	K071130					
RAM CHARGER	99-01	V8, 5.9 L, VIN 5, SP, S/AA	K071040					
RAM CHARGER	99-00	V8, 5.9 L, VIN Z, SL, S/AA	K070880					
RAM MAXI VAN 1500	97-01	V6, 3.9 L, MPFI, C/AA	K071005					
RAM MAXI VAN 1500	97-01	V6, 3.9 L, MPFI, S/AA	K070903					
RAM MAXI VAN 1500	2002	V6, 3.9 L, C/AA	K071005					
RAM MAXI VAN 1500	2002	V6, 3.9 L, S/AA	K070903					
RAM MAXI VAN 2500	97-01	V6, 3.9 L, MPFI, C/AA	K071005					
RAM MAXI VAN 2500	97-01	V6, 3.9 L, MPFI, S/AA	K070903					
RAM MAXI VAN 2500	97-02	V8, 5.2 L, C/AA	K071005					
RAM MAXI VAN 2500	97-02	V8, 5.2 L, S/AA	K070903					
RAM MAXI VAN 3500	95-02	V8, 5.9 L, C/AA	K071005					
RAM MAXI VAN 3500	95-96	V8, 5.9 L, S/AA	K070905					
RAM MAXI VAN 3500	97-02	V8, 5.9 L, S/AA	K070903					
RAM MAXI WAGON 3500	95-02	V8, 5.9 L, C/AA	K071005					
RAM MAXI WAGON 3500	95-96	V8, 5.9 L, S/AA	K070905					
RAM MAXI WAGON 3500	97-02	V8, 5.9 L, S/AA	K070903					
RAM PIC K UP	94-95	V8, 5.9 L	K070975					
RAM R/TQUAD CAB	2001	V8, 5.9 L, S/AA, C/DH	K070880					
RAM RUNNER	95-96	V10, 8.0 L, C/AA	K071134					
RAM RUNNER	1995	V10, 8.0 L, S/AA	K071037					
RAM RUNNER	97-00	V10, 8.0 L, C/AA	K071130					
RAM SERIES PIC KUP	99-02	6 CIL. 5.9 LDiesel, C/AA	K080810					
RAM SERIES PIC KUP	99-02	6 CIL. 5.9 LDiesel, S/AA	K080653					
RAM SERIES PIC KUP	00-01	V10, 8.0 L, C/AA	K071130					
RAM SERIES PIC KUP	00-01	V10, 8.0 L, S/AA; C/Emissiones Fed p/altitud	K071031					
RAM SERIES PIC KUP	00-01	V10, 8.0 L, S/AA; C/Sist Emissiones California	K071007					
RAM SERIES PIC KUP	2002	V10, 8.0 L	K071130					
RAM SERIES PIC KUP	2002	V8, 4.7 L	K060882					
RAM SERIES PIC KUP	2001	V8, 5.2 L, C/AA	K070975					
RAM SERIES PIC KUP	2001	V8, 5.2 L, S/AA	K070880					
RAM SERIES PIC KUP	1999	V8, 5.9 L, C/AA; Pic Kup Heavy Duty; Motor NS 5	K071130					
RAM SERIES PIC KUP	99-00	V8, 5.9 L, C/AA; Pic Kup normal; Motor NS Z	K070975					
RAM SERIES PIC KUP	1999	V8, 5.9 L, S/AA; Pic Kup Heavy Duty; Motor NS 5	K071040					
RAM SERIES PIC KUP	99-00	V8, 5.9 L, S/AA; Pic Kup normal; Motor NS Z	K070880					
RAM SERIES PIC KUP	2001	V8, 5.9 L, C/AA; Motor NS 5; Pic Kup Heavy Duty	K071130					
RAM SERIES PIC KUP	2001	V8, 5.9 L, Motor NS 5; Pic Kup Heavy Duty; S/AA	K071040					
RAM VAN 1500	95-01	V6, 3.9 L, MPFI, C/AA	K071005					
RAM VAN 1500	95-96	V6, 3.9 L, MPFI, S/AA	K070901					

**CHRYSLER - CAMIONETA**

MARCA	AÑO	MOTOR Y CARACTERISTICAS	SERP	ALT	DH	AA	BA	VENT.
RAM VAN 1500	97-01	V6, 3.9 L, MPFI, S/AA	K070903					
RAM VAN 1500	2002	V6, 3.9 L, C/AA	K071005					
RAM VAN 1500	2002	V6, 3.9 L, S/AA	K070903					
RAM VAN 2500	95-01	V6, 3.9 L, MPFI, C/AA	K071005					
RAM VAN 2500	95-96	V6, 3.9 L, MPFI, S/AA	K070901					
RAM VAN 2500	97-01	V6, 3.9 L, MPFI, S/AA	K070903					
RAM VAN 2500	97-02	V8, 5.2 L, C/AA	K071005					
RAM VAN 2500	97-02	V8, 5.2 L, S/AA	K070903					
RAM VAN 3500	95-02	V8, 5.9 L, C/AA	K071005					
RAM VAN 3500	95-96	V8, 5.9 L, S/AA	K070905					
RAM VAN 3500	97-02	V8, 5.9 L, S/AA	K070903					
RAM W2500	95-01	V8, 5.9 L, C/AA	K071005					
RAM W2500	95-96	V8, 5.9 L, S/AA	K070905					
RAM W2500	97-01	V8, 5.9 L, S/AA	K070903					
RAM WAGON 1500 SLT	98-01	V8, 5.2 L, C/AA, C/DH	K070975					
RAM WAGON 1500	95-01	V6, 3.9 L, MPFI, C/AA	K071005					
RAM WAGON 1500	95-96	V6, 3.9 L, MPFI, S/AA	K070901					
RAM WAGON 1500	97-01	V6, 3.9 L, MPFI, S/AA	K070903					
RAM WAGON 2500	97-01	V8, 5.2 L, C/AA	K071005					
RAM WAGON 2500	97-01	V8, 5.2 L, S/AA	K070903					
RAM WAGON 2500	95-01	V8, 5.9 L, C/AA	K071005					
RAM WAGON 2500	95-96	V8, 5.9 L, S/AA	K070905					
RAM WAGON 2500	97-01	V8, 5.9 L, S/AA	K070903					
RAM WAGON 3500	00-01	V8, 5.2 L, C/AA, C/DH	K071005					
RAM WAGON 3500	00-01	V8, 5.9 L, C/AA, C/DH	K071005					
RAM WAGON 3500	2002	V8, 5.9 L, C/AA	K071005					
RAM WAGON 3500	2002	V8, 5.9 L, S/AA	K070903					

**FORD - AUTOMOVIL**

AEROSTAR XLT	94-95	V6, 4.0 L, C/AA	K060868					
CONTINENTAL	00-02	V8, 4.6 L	K060755					
CONTOUR	95-97	4LT, 2.0 L, ZETEC, DOHC, C/AA	K060733					
CONTOUR	95-97	4LT, 2.0 L, ZETEC, DOHC, S/AA	K060682					
CONTOUR	1998	4LT, 2.0 L, ZETEC, DOHC, C/AA	K060832					
			K060858					
CONTOUR	98-00	4LT, 2.0 L, ZETEC, DOHC, S/AA	K060802					
CONTOUR	99-00	4LT, 2.0 L, ZETEC DOHC, C/AA	K060827					
CONTOUR	99-00	4LT, 2.0 L, ZETEC DOHC, S/AA	K060802					
CONTOUR	99-00	4LT, 2.0 L, ZETEC, DOHC, C/AA, C/DH	K060827					
CONTOUR	95-97	V6, 2.5 L, DURATEC, DOHC, C/AA	K060716					K030267
CONTOUR	95-00	V6, 2.5 L, DURATEC, DOHC, S/AA	K060623					K030267
CONTOUR	98-00	V6, 2.5 L, DURATEC, DOHC, C/AA	K060721					
CONTOUR	1998	V6, 2.5 L, DURATEC, DOHC, C/AA	K060721					K030267
CONTOUR GL	95-96	4LT, 2.0 L, ZETEC, DOHC, C/AA	K060733					
CONTOUR GL	95-96	4LT, 2.0 L, ZETEC, DOHC, S/AA	K060682					
COUGAR	85-86	V6, 3.8 L		K060772				
COUGAR	85-86	V6, 3.8 L, C/AA		K060806				
COUGAR	88-91	V6, 3.8 L		K060988				
COUGAR HO	91-92	V8, 5.0 L, FI		K061080				
COUGAR XR7	1992	V6, 3.8 L		K080897	K070425			
CROWN VICTORIA	90-99	V8, 4.6 L	K060975					
CROWN VICTORIA	2000	V8, 4.6 L, C/AA, C/DH	K060915					
CROWN VICTORIA	1981	V8, 5.8 L		8389 GS	8533 GS			
					PQ17530	8510 GS		
					K040355			
ESCORT	94-95	4 CIL. 1.8 L, S/AA		9360				
ESCORT	94-95	4 CIL. 1.9 L, C/AA, C/DH	K060535					
ESCORT	95-96	4 CIL. 1.9 L, S/AA	K060480					
ESCORT	95-96	4 CIL. 1.9 L, S/AA, S/DH	K060470					
ESCORT	99-00	4 CIL. 2.0 L, DOHC	K060854					
ESCORT	1999	4 CIL. 2.0 L, SOHC, C/AA	K060505					
ESCORT	99-00	4 CIL. 2.0 L, SOHC, S/AA	K060468					
ESCORT	1997	4LT, 1.9 L, SEFI	K060507					
ESCORT	98-00	4LT, 2.0 L	K060854					
ESCORT	98-00	4LT, 2.0 L, C/AA	K060507					
ESCORT	98-00	4LT, 2.0 L, S/AA	K060465					
ESCORT GS	95-96	4 CIL. 1.8 L, C/AA		9360	K040395			
ESCORT WAGON	98-00	4LT, 2.0 L	K060854					
ESCORT WAGON	98-00	4LT, 2.0 L, C/AA	K060507					
ESCORT WAGON	98-00	4LT, 2.0 L, S/AA	K060468					
ESCORT ZX2	2000	4 CIL. 2.0 L, C/AA	K060507					



# BANDAS

## Catálogo de Aplicaciones 2003 para Automóviles y Camionetas

### FORD - AUTOMOVIL

MARCA	AÑO	MOTOR Y CARACTERISTICAS	SERP	ALT	DH	AA	BA	VENT.
ESCORT ZX2	2000	4 CIL. 2.0 L, S/AA	K060465					
ESCORT ZX2	98-01	4LT, 2.0 L, C/AA	K060854					
FAIRMONT	1983	V6, 3.8 L, C/AA		8400 GS	8473 GS	8533 GS		PQ17530
FAIRMONT	1983	V6, 3.8 L, S/AA		8445 GS	8473 GS			
				PQ17440				
FAIRMONT	78-82	V8, 5.0 L, C/AA		6340 GS	8494 GS	8533 GS		PQ17530
FAIRMONT	78-82	V8, 5.0 L, S/AA		8430 GS	8494 GS			
					PQ17490			
FAIRMONT	1983	V8, 5.0 L, C/AA		6340 GS	8470 GS			
FAIRMONT	1983	V8, 5.0 L, S/AA		6340 GS	8470 GS			
FALCON	68-76	V8, 5.0 L		7440 GS	8500 GS			
					PQ17500			
FIESTA	98-02	4 CIL. 1.3 L, SOHC, S/AA		8334 GS				
FIESTA	98-02	4 CIL. 1.4 L, SOHC, S/AA, C/DH		8334 GS				
FIESTA	98-02	4 CIL. 1.3 L, SOHC, C/AA, C/DH	K060673					
FOCUS	00-01	4 CIL. 2.0 L, ZETEC, SOHC, DOHC, C/AA	K060837					
FOCUS	2000	4 CIL. 2.0 L, ZETEC, SOHC, S/AA, DOHC	K060775					
FOCUS	2000	4 CIL. 2.0 L, ZETEC, SOHC, SOHC, C/AA	K060710					
FOCUS	00-02	4 CIL. 2.0 L, ZETEC, SOHC, SOHC, S/AA	K060532					
FOCUS	2001	4 CIL. 2.0 L, ZETEC, SOHC, DOHC, S/AA	K060775					
FOCUS	01-02	4 CIL. 2.0 L, ZETEC, SOHC, SOHC, C/AA	K060680					
FOCUS	2002	4 CIL. 2.0 L, ZETEC, SOHC, DOHC, C/AA	K060775					
			K060837					
FOCUS LX	00-01	4 CIL. 2.0 L, ZETEC, DOHC, S/AA, C/DH	K060775					
FOCUS LX	00-01	4LT, 2.0 L, SOHC, S/AA, C/DH	K060532					
FOCUS LX,SE	00-01	4 CIL. 2.0 L, ZETEC, DOHC, C/AA, C/DH	K060837					
FOCUS SE	00-01	4LT, 2.0 L, SOHC, C/AA, C/DH	K060710					
FOCUS STATION WAGON	00-01	4 CIL. 2.0 L, SOHC, C/AA, C/DH	K060710					
FOCUS WAGON	00-01	4 CIL. 2.0 L, ZETEC, DOHC, C/AA, C/DH	K060837					
FOCUS ZX3	2001	4 CIL. 2.0 L, ZETEC, DOHC, C/AA, C/DH	K060837					
FOCUS ZX3	2001	4 CIL. 2.0 L, ZETEC, DOHC, S/AA, C/DH	K060763					
GALAXIE LTD	1977	V8, 5.8 L		8533 GS		PQ17540		
				PQ17530		8543 GS		
GALAXIE LTD	78-79	V8, 5.8 L		8389 GS	8533 GS			
					PQ17530	8510 GS		
GHIA	1991	4LT, 2.3 L, C/AA		6263 GS	K060433			5310 GS
GHIA	1991	4LT, 2.3 L, S/AA		6263 GS	K060367			5310 GS
GHIA	92-93	V6, 3.0 L			K060705			
GHIA	1994	V6, 3.0 L	K060705					K040292
GRAND MARQUIS	92-94	V8, 4.6 L		K070855				
GRAND MARQUIS	95-99	V8, 4.6 L	K060975					
GRAND MARQUIS	00-01	V8, 4.6 L	K060915					
GRAND MARQUIS	2002	V8, 4.6 L	K060919					
GRAND MARQUIS	1982	V8, 5.8 L		8389 GS	8533 GS			
					PQ17530	8510 GS		
GRAND MARQUIS	83-84	V8, 5.8 L		8380 GS	8500 GS			
					PQ17500	8594 GS		
KA	01-03	4 CIL. 1.6 L S/AAS/DH		K060413				
IKON	01-03	4 CIL. 1.6 L S/AAS/DH		K060413				
IKON	01-03	4 CIL. 1.6 L S/AAC/DH		K060670	K060670			
IKON	01-03	4 CIL. 1.6 L C/AAC/DH	K060882					
LINCOLN CONTINENTAL	98-99	V8, 4.6 L	K060755					
LINCOLN LS	2000	V6, 3.0 L, C/AA, C/DH	K061098					
LINCOLN LS SPORT	2000	V8, 3.9 L, C/AA, C/DH	K061058					
LINCOLN TOWN CAR	98-99	V8, 4.6 L, C/AA, C/DH	K060975					
LINCOLN TOWN CAR	2000	V8, 4.6 L, C/AA, C/DH	K060915					
LINCOLN TOWN CAR	91-92	V8, 4.6 L	K070855					
LS	2001	V6, 3.0 L	K061080					
LS	01-02	V8, 3.9 L	K061058					
MARK VIII	1998	V8, 4.6 L	K060975					
MAVERICK	68-76	V8, 5.0 L		7440 GS	8500 GS			
					PQ17500			
MAVERICK	1977	V8, 5.0 L, C/AA		8510 GS	8533 GS			
					PQ17530	8389 GS		
MAVERICK	1977	V8, 5.0 L, S/AA		7440 GS	8500 GS			
					PQ17500			
MUSTANG	1998	V6, 3.8 L	K060984					
MUSTANG	99-01	V6, 3.8 L	K060994					
MUSTANG	1999	V8, 4.6 L	K060975					

**FORD - AUTOMOVIL**

MARCA	AÑO	MOTOR Y CARACTERISTICAS	SERP	ALT	DH	AA	BA	VENT.
MUSTANG	2000	V8, 4.6 L	K060935					
MUSTANG	2000	V8, 4.6 L, SEFI	K060935					
MUSTANG	2001	V8, 4.6 L, SOHC	K060935					
MUSTANG	1977	V8, 5.0 L, C/AA		8494 GS PQ17490	8533 GS PQ17530			
MUSTANG	1977	V8, 5.0 L, S/AA		8510 GS	8533 GS PQ17530			
MUSTANG	78-84	V8, 5.0 L		6340 GS	8470 GS	8594 GS		
MUSTANG GT	1995	V8, 4.6 L, SEFI	K061058					
MUSTANG GT	96-99	V8, 4.6 L, SEFI, CONVERTIBLE	K060975					
MUSTANG GT	94-95	V8, 5.0 L, C/AA, CONVERTIBLE	K061058					
MUSTANG MT	2001	V8, 4.6 L, SEFI, C/AA, C/DH	K060994					
MUSTANG VIPAT	2001	V8, 4.6 L, SEFI, C/AA, C/DH	K060994					
MYSTIQUE	96-97	4LT, 2.0 L, ZETEC, DOHC, C/AA	K060733					
MYSTIQUE	96-97	4LT, 2.0 L, ZETEC, DOHC, S/AA	K060682					
MYSTIQUE	1998	4LT, 2.0 L, ZETEC, DOHC, C/AA >FEB	K060832					
MYSTIQUE	1998	4LT, 2.0 L, ZETEC, DOHC, C/AA, < ENE	K060858					
MYSTIQUE	1998	4LT, 2.0 L, ZETEC, DOHC, S/AA	K060806					
MYSTIQUE	99-00	4LT, 2.0 L, ZETEC DOHC, C/AA	K060827					
MYSTIQUE	99-00	4LT, 2.0 L, ZETEC DOHC, S/AA	K060802					
MYSTIQUE	99-00	4LT, 2.0 L, ZETEC, DOHC, C/AA	K060827					
MYSTIQUE	99-00	4LT, 2.0 L, ZETEC, DOHC, S/AA	K060802					
MYSTIQUE	95-00	V6, 2.5 L, DURATEC, DOHC, C/AA	K060716					K030267
MYSTIQUE	95-98	V6, 2.5 L, DURATEC, DOHC, S/AA	K060623					K030267
MYSTIQUE	1998	V6, 2.5 L, DURATEC, DOHC, C/AA	K060721					K030267
MYSTIQUE	99-00	V6, 2.5 L						K030267
MYSTIQUE	99-00	V6, 2.5 L, C/AA	K060721					
MYSTIQUE	99-00	V6, 2.5 L, S/AA	K060623					
SABLE	97-99	V6, 3.0 L, DURATEC, DOHC	K060750					
SABLE	1997	V6, 3.0 L, DURATEC, SOHC, C/AA	K060849					
SABLE	1998	V6, 3.0 L, DURATEC, SOHC	K060858					
SABLE	1999	V6, 3.0 L, DURATEC, DOHC, C/AA	K060854					
SABLE	1999	V6, 3.0 L, OHV, DOHC	K060750					
SABLE	99-00	V6, 3.0 L, OHV, OHV	K060854					
SABLE	2000	V6, 3.0 L, OHV, DOHC	K060755					
SABLE	01-02	V6, 3.0 L, OHV, DOHC	K060815					
SABLE	2001	V6, 3.0 L, OHV, OHV	K060858					
SABLE	2002	V6, 3.0 L, OHV, S/motor HV	K060858					
SABLE LS	2000	V6, 3.0 L, DOHC	K060755					
SABLE LS	00-01	V6, 3.0 L, DURATEC, OVH	K060858					
TAURUS	88-89	V6, 3.8 L	K061007					
TAURUS VAGONETA	90-91	V6, 3.8 L	K061080					
THUNDERBIRD	85-88	V6, 3.8 L, C/AA	K060772	K060960				
THUNDERBIRD	85-88	V6, 3.8 L, S/AA	K060772					
THUNDERBIRD	89-91	V6, 3.8 L	K060988					
THUNDERBIRD	1994	V8, 4.6 L	K060980					
THUNDERBIRD	1993	V8, 5.0 L	K061080					
THUNDERBIRD SC	90-91	V6, 3.8 L		K080897	K070425			
THUNDERBIRD XR7	1993	V6, 3.8 L		K080897	K070425			
TOPAZ	84-85	4LT, 2.3 L		K060380				
TOPAZ	84-85	4LT, 2.3 L, C/AA	K060367					
TOPAZ	92-93	4LT, 2.3 L, C/AA	K050856					5310 GS
TOPAZ	1994	4LT, 2.3 L		K060367				
TOPAZ GL	86-91	4LT, 2.3 L, S/AA		6263 GS	K060367			5310 GS
TOPAZ GLX	86-91	4LT, 2.3 L, C/AA		6263 GS	K060472			5310 GS
TOWN CAR	1999	V8, 4.6 L	K060975					
TOWN CAR	00-01	V8, 4.6 L	K060915					
TOWN CAR	2002	V8, 4.6 L	K060919					
WINDSTAR	1998	V6, 3.0 L, C/AA	K060854					
WINDSTAR	1998	V6, 3.0 L, S/AA	K060827					
WINDSTAR	1995	V6, 3.8 L, OHV, C/AA	K061005					
WINDSTAR	96-98	V6, 3.8 L, OHV, C/AA	K061031					
WINDSTAR	99-02	V6, 3.8 L, OHV	K060960					
WINDSTAR LX	2000	V6, 3.8 L, OHV, C/AA, C/DH	K060966					
ZX2	01-02	4 CIL. 2.0 L	K060854					



# BANDAS

## Catálogo de Aplicaciones 2003 para Automóviles y Camionetas

### FORD - CAMIONETA

MARCA	ANO	MOTOR Y CARACTERISTICAS	SERP	ALT	DH	AA	BA	VENT.
B-150	1980	V8, 5.0 L		8334 GS				
B-150	1980	V8, 5.8 L		8416 GS	8470 GS			
B-150	81-85	V8, 5.8 L		8334 GS				
				8416 GS	8470 GS			
CLUB WAGON XL	97-00	V6, 4.2 L, C/AA	K061025					
CLUB WAGON XL	97-00	V6, 4.2 L, S/AA	K060970					
CLUB WAGON XL	1995	V8, 5.0 L	K060994					
CLUB WAGON XL	1996	V8, 5.8 L	K060997					
COURIER	01-03	4 CIL, 1.6 L S/AAS/DH		K060413				
COURIER	01-03	4 CIL, 1.6 L S/AAC/DH		K060670	K060670			
COURIER	01-03	4 CIL, 1.6 L C/AAC/DH	K060882					
E SERIES VAN	01-02	V6, 4.2 L, C/AA	K061025					
E SERIES VAN	01-02	V6, 4.2 L, S/AA	K060970					
E SERIES VAN	99-01	V8, 4.6 L, C/AA	K080991					
E SERIES VAN	99-01	V8, 4.6 L, S/AA	K080806					
E SERIES VAN	2002	V8, 4.6 L, C/AA	K060990					
E SERIES VAN	2002	V8, 4.6 L, S/AA	K060806					
E SERIES VAN	00-01	V8, 5.4 L, CNG, C/AA	K080991					
E SERIES VAN	00-01	V8, 5.4 L, CNG, S/AA	K080806					
E SERIES VAN	2001	V8, 5.4 L, C/AA	K080991					
E SERIES VAN	2001	V8, 5.4 L, S/AA	K080806					
E SERIES VAN	2002	V8, 5.4 L, C/AA	K060990					
E SERIES VAN	2002	V8, 5.4 L, S/AA	K060806					
ECONOLINE E150	95-96	6 CIL 4.9 L, C/AA	K061000					
ECONOLINE E150	95-96	6 CIL 4.9 L, S/AA, 130 AMP	K060990					
ECONOLINE E150	95-96	6 CIL 4.9 L, S/AA, 90 AMP	K060984					
ECONOLINE E150	97-00	V6, 4.2 L, S/AA	K060970					
ECONOLINE E150	97-00	V8, 5.4 L, C/AA	K080991					
ECONOLINE E150	97-00	V8, 5.4 L, S/AA	K080806					
ECONOLINE WAGON XL,XLT	97-00	V6, 4.2 L, C/AA	K061025					
ESCAPE	01-02	V6, 3.0 L, C/Banda de 26 1/2"	K060820					K030250
ESCAPE	01-02	V6, 3.0 L, C/Banda de 27"	K060820					K030267
EXCURSION	00-02	V10, 6.8 L, C/AA	K080991					
EXCURSION	00-02	V10, 6.8 L, S/AA	K080806					
EXCURSION	00-01	V8, 5.4 L, C/AA	K080991					
EXCURSION	00-01	V8, 5.4 L, S/AA	K080806					
EXCURSION	2002	V8, 5.4 L	K060990					
EXPEDITION EDDIE BAUER	97-00	V8, 4.6 L, C/AA, C/DH	K080981					
EXPEDITION XLT	97-00	V8, 4.6 L, C/AA, C/DH	K080981					
EXPEDITION XLT	97-00	V8, 5.4 L, TRITON, C/AA, 130 AMP	K080981					
EXPEDITION	2001	V8, 4.6 L	K080981					
EXPEDITION	2002	V8, 4.6 L	K060984					
EXPEDITION	2001	V8, 5.4 L, TRITON	K080981					
EXPEDITION	2002	V8, 5.4 L, TRITON	K060984					
EXPLORER EDDIE BAUER	99-00	V8, 5.4 L, TRITON, C/AA, 95 AMP	K060935					
EXPLORER LIMITED AWD	2000	V8, 5.0 L	K060935					
EXPLORER XLT	2000	V8, 5.0 L	K060935					
EXPLORER	97-00	V6, 4.0 L, SOHC, VIN E	K060864					
EXPLORER	1998	V6, 4.0 L, SOHC, CT, VIN X C/CT	K060810					
EXPLORER	1998	V6, 4.0 L, SOHC, CT, VIN X S/CT	K060882					
EXPLORER	99-00	V6, 4.0 L, SOHC, OHV	K060882					
EXPLORER	2000	V6, 4.0 L, SOHC, SOHC	K060868					
EXPLORER	2001	V6, 4.0 L, SOHC	K060868					
EXPLORER	2002	V6, 4.0 L, SOHC, C/AA	K060858					
EXPLORER	90-91	V8, 4.0 L	K060870					
EXPLORER	2002	V8, 4.6 L, C/AA	K061000					
EXPLORER	1999	V8, 5.0 L	K060935					
EXPLORER	2001	V8, 5.0 L	K060938					
F SERIES PIC KUP	2000	V6, 4.2 L, SPI, C/AA; C/7-Point Drive	K060895					
F SERIES PIC KUP	00-01	V6, 4.2 L, SPI, C/AA; C/8-Point Drive	K061031					
F SERIES PIC KUP	00-01	V6, 4.2 L, SPI, S/AA; C/6-Point Drive	K060832					
F SERIES PIC KUP	00-01	V6, 4.2 L, SPI, S/AA; C/7-Point Drive	K060966					
F SERIES PIC KUP	2001	V6, 4.2 L, SPI, C/AA	K060895					
F SERIES PIC KUP	99-01	V8, 4.6 L, C/AA	K080991					
F SERIES PIC KUP	99-01	V8, 4.6 L, S/AA	K080797					
F SERIES PIC KUP	99-02	V8, 5.4 L, TRITON	K080660					
F SERIES PIC KUP	01-02	V8, 5.4 L, TRITON, C/AA	K080991					
F SERIES PIC KUP	01-02	V8, 5.4 L, TRITON, S/AA	K080797					
F-100	74-79	V8, 5.0 L		7440 GS				
F-150 XL4X4	99-00	V8, 5.4 L, TRITON, C/AA	K080991					
F-150 XL4X4	99-00	V8, 5.4 L, TRITON, S/AA	K080797					

**FORD - CAMIONETA**

MARCA	AÑO	MOTOR Y CARACTERISTICAS	SERP	ALT	DH	AA	BA	VENT.
F-150 XLT 4X4	99-00	V8, 5.4 L, TRITON, C/AA	K080991					
F-150 XLT 4X4	99-00	V8, 5.4 L, TRITON, S/AA	K080797					
F-150 XLT	99-00	V8, 5.4 L, TRITON, C/AA	K080991					
F-150 XLT	99-00	V8, 5.4 L, TRITON, S/AA	K080797					
F-150 XL	1999	V6, 4.2 L, SPI, C/AA	K061031					
F-150 XL	1999	V6, 4.2 L, SPI, S/AA	K060832					
F-150 XL	2000	V6, 4.2 L, SPI, S/AA, C/DH	K080797					
F-150 XL	99-00	V8, 5.4 L, TRITON, C/AA	K080991					
F-150 XL	99-00	V8, 5.4 L, TRITON, S/AA	K080797					
F-150	95-97	6 CIL4.9 L, C/AA	K060980					
F-150	95-97	6 CIL4.9 L, S/AA	K060970					
F-150	92-94	V6, 3.8 L, C/AA	K060990					
F-150	92-94	V6, 3.8 L, S/AA	K060984					
F-150	98-99	V6, 4.2 L, SPI, C/AA, 7 POLEAS	K060895					
F-150	98-99	V6, 4.2 L, SPI, C/AA, 8 POLEAS	K061031					
F-150	98-99	V6, 4.2 L, SPI, S/AA, 6 POLEAS	K060832					
F-150	98-99	V6, 4.2 L, SPI, S/AA, 7 POLEAS	K060966					
F-150	2000	V6, 4.2 L, SPI, C/AA	K061025					
F-150	2000	V6, 4.2 L, SPI, S/AA	K060970					
F-150	2002	V6, 4.2 L, SPI, C/AA	K061031					
F-150	80-85	V8, 5.0 L		8334 GS	8470 GS			
F-150	1982	V8, 5.8 L		8334 GS	8470 GS			
F-150	1983	V8, 5.8 L		6377 GS	8470 GS			
				8334 GS	8500 GS			
					PQ17500			
F-150	84-85	V8, 5.8 L		6377 GS	8500 GS			
					PQ17500			
F-200	76-88	V8, 5.0 L		8345 GS	6513 GS			
F-200	86-91	V8, 5.0 L, C/AA		8354 GS		8523 GS		
						PQ17520		8510 GS
F-200	90-92	V8, 5.8 L	K060935					
F-250 XL, XLT	98-00	V8, 4.6 L, TRITON SOHC, C/AA	K080991					
F-250 XL, XLT	98-00	V8, 4.6 L, TRITON SOHC, S/AA	K080797					
F-250 XL, XLT	1999	V8, 4.6 L, TRITON SOHC, S/AA, 110 AMP	K080806					
F-250 XL, XLT	1992	V8, 5.0 L, EFI	K060910					
F-250 XL, XLT	93-97	V8, 5.0 L, EFI	K060990					
F-250 XL, XLT	93-97	V8, 5.8 L, EFI	K061020					
F-350 MICRO	90-92	V8, 5.8 L	K060935					
F-350 MICRO	93-98	V8, 5.8 L	K061020					
F-350 XL, XLT	81-86	V8, 5.0 L		6380 GS	8510 GS			
F-350 XL, XLT	1987	V8, 5.0 L	K060895					
F-350 XL, XLT	88-92	V8, 5.0 L	K060910					
F-350 XL, XLT	1993	V8, 5.0 L	K060988					
F-350 XL, XLT	94-98	V8, 5.0 L, S/AA	K060990					
F-350 XL, XLT	99-00	V8, 5.4 L, TRITON, C/AA	K080991					
F-350 XL, XLT	99-00	V8, 5.4 L, TRITON, S/AA	K080797					
F-350 XL, XLT	90-92	V8, 5.8 L	K060935					
F-350 XL, XLT	93-98	V8, 5.8 L	K061020					
F-350	76-88	V8, 5.8 L		8345 GS				
F-450 SUPER DUTY	99-00	V10, 6.8 L, TRITON SOHC MPFI, C/AA	K081000					
F-450 SUPER DUTY	99-00	V10, 6.8 L, TRITON SOHC MPFI, S/AA	K080806					
F-450 SUPER DUTY	97-98	V8, 7.5 L	K060685					
F5	1949	FORD 8RT		6567 GS				8354 GS
F-600	1976	CUMMINS 335		6436 GS				
F-600	1976	CUMMINS ISM 335		6436 GS				
F-600	1970	FORD 240, 300 LD GASOLINA			8371 GS			PQ17430
F-600	70-78	FORD 240, 300 LD GASOLINA, C/ALT. 70A						7435
F-600	70-79	FORD 240, 300 LD GASOLINA, C/ALT. 40A, 60A						7420
F-600	70-78	FORD 240, 300 LD GASOLINA, C/ALT. 42A, 55A						7420
F-600	1970	FORD 240, 300 LD GASOLINA, C/ALT. 65 A						PQ17440
F-600	71-79	FORD 240, 300 LD GASOLINA			8371 GS			
F-600	1971	FORD 240, 300 LD GASOLINA, C/ALT. 42 A		PQ17430				
F-600	1971	FORD 240, 300 LD GASOLINA, C/ALT. 65 A		7435				
F-600	1979	FORD 240, 300 LD GASOLINA, C/ALT. 70 A						7435
F-600	1972	FORD 350		PQ17440				9630
F-600	1981	FORD 355, 335		7440 GS				9620
F-600	80-82	FORD 370, 429						PQ17450
F-600	83-84	FORD 370, 429					PQ17500	PQ17440
							PQ17550	PQ17450
								PQ17460
F-600	1985	FORD 370, 429		PQ17440				PQ17450



# BANDAS

## Catálogo de Aplicaciones 2003 para Automóviles y Camionetas

### FORD - CAMIONETA

MARCA	AÑO	MOTOR Y CARACTERISTICAS	SERP	ALT	DH	AA	BA	VENT.
F-600	70-71	FORD V8, 330XD, 361XD, 389XD GAS						8345 GS PQ17440
F-600	70-71	FORD V8, 330XD, 361XD, 389XD GAS, C/ALT. 105 A						PQ17440
F-600	1972	FORD V8, 330XD, 361XD, 389XD GAS						PQ17440
F-600	75-78	FORD V8, 330XD, 361XD, 389XD GAS						PQ17440
F-600	75-78	FORD V8, 330XD, 361XD, 389XD GAS, C/ALT. 105 A						PQ17460
F-600	75-78	FORD V8, 330XD, 361XD, 389XD GAS, C/ALT. 70 A						PQ17450 PQ17460
F-600	73-75	FORD V8, 5.5 L		9620				PQ17430
F-600	76-85	FORD V8, 5.5 L		7440 GS				PQ17430
F-600	1979	FORD V8-370, 429 GASOLINA						8371 GS
F-600	81-82	FORD V8-370, 429 GASOLINA, S/ FAN CLUTCH					8334 GS	
F-600	1979	FORD V8-370, 429						
F-600	79-80	FORD V8-370, 429, C/ALT. 105A, 130 A						PQ17520
F-600	1979	FORD V8-370, 429, C/ALT. 40A, 60 A						PQ17450
F-600	79-84	FORD V8-370, 429, C/ALT. 40A, 60A						PQ17440
F-600	1979	FORD V8-370, 429, C/ALT. 70A, 90 A						PQ17450
F-600	1979	FORD V8-370, 429, C/ALT. 70A, 90 A						PQ17450
F-600	1980	FORD V8-370, 429, C/ALT. 70A, 90A						PQ17450
F-600	1980	FORD V8-370, 429, D4HE8620CA						PQ17480
F-600	81-82	FORD V8-370, 429, C/ALT. 40A, 60 A						PQ17440
F-600	81-82	FORD V8-370, 429						PQ17450
F-600	83-84	FORD V8-370, 429, C/ALT. 40A, 60 A						PQ17450
F-600	83-84	FORD V8-370, 429, C/ALT. 75 A						PQ17450 PQ17460
F-600	83-84	FORD V8-370, 429, C/ALT. 90A, 105 A						PQ17450 PQ17460
F-600	83-84	FORD V8-370, 429, C/D.H. C/FAN CLUTCH						PQ17540
F-600	83-84	FORD V8-370, 429, C/D.H. S/FAN CLUTCH						PQ17550
F-600	1985	PER KINS FASE IV						9640
F-66	1966	FORD 289						
F-700	1994	FORD 370, 429						PQ17530 PQ17430
F-700	1994	FORD 370, 429						9630
F-700	75-78	FORD V8, 330XD, 361XD, 389XD						PQ17450 PQ17460
F-700	75-78	FORD V8, 330XD, 361XD, 389XD						PQ17400
F-700	75-78	FORD V8-330XD, 361XD, 389XD						PQ17400
F-700	75-78	FORD V8-330XD, 361XD, 389XD, C/ALT. 105 A						PQ17440
F-700	75-78	FORD V8-330XD, 361XD, 389XD, C/ALT. 42A, 55A						PQ17450 PQ17460
F-700	75-78	FORD V8-330XD, 361XD, 389XD, C/ALT. 70 A						PQ17450 PQ17460
F-800	1995	CUMMINS 505, 8.3L						9635 K080720
F-800	1996	FORD 8V 5.8L						K080830
F-800	92-96	FORD V8, 5.5 L						K080830
F-800	71-72	FORD V8-330HD, 361HD, 389HD						PQ17400
F-800	1971	FORD V8-330HD, 361HD, 389HD, C/ALT. 100 A						PQ17470
F-800	71-72	FORD V8-330HD, 361HD, 389HD, C/ALT. 105 A						PQ17460
F-800	71-72	FORD V8-330HD, 361HD, 389HD, C/ALT. 65A, 85A						PQ17450
F-800	71-72	FORD V8-330HD, 361HD, 389HD, C/ALT. STD.						PQ17440
F-800	73-74	FORD V8-330HD, 361HD, 389HD						PQ17520
F-800	73-74	FORD V8-330HD, 361HD, 389HD, C/ALT. 105 A						PQ17400
F-800	73-74	FORD V8-330HD, 361HD, 389HD, C/ALT. 70 A						PQ17450
F-800	1970	FORD V8-330XD, 361XD, 389XD						
F-800	1970	FORD V8-330XD, 361XD, 389XD, C/ALT. 100 AM						PQ17470
F-800	1970	FORD V8-330XD, 361XD, 389XD, C/ALT. 65 A						PQ17420
F-800	1970	FORD V8-330XD, 361XD, 389XD, C/ALT. STD.						PQ17440
F-800	1979	FORD V8-370, 429 GASOLINA						8371 GS
F-800	81-82	FORD V8-370, 429 GASOLINA, S/ FAN CLUTCH						
F-800	1979	FORD V8-370, 429						8334 GS
F-800	79-80	FORD V8-370, 429, C/ALT. 105A, 130 A						PQ17520
F-800	1979	FORD V8-370, 429, C/ALT. 40A, 60 A						PQ17450
F-800	79-84	FORD V8-370, 429, C/ALT. 40A, 60A						PQ17440
F-800	1979	FORD V8-370, 429, C/ALT. 70A, 90 A						PQ17450
F-800	1979	FORD V8-370, 429, C/ALT. 70A, 90 A						PQ17450
F-800	1980	FORD V8-370, 429, C/ALT. 70A, 90A						PQ17450
F-800	1980	FORD V8-370, 429, D4HE8620CA						PQ17480
F-800	81-82	FORD V8-370, 429, C/ALT. 40A, 60 A						PQ17440
F-800	81-82	FORD V8-370, 429						PQ17450
F-800	83-84	FORD V8-370, 429, C/ALT. 40A, 60 A						PQ17450



**FORD - CAMIONETA**

MARCA	AÑO	MOTOR Y CARACTERISTICAS	SERP	ALT	DH	AA	BA	VENT.
F-800	83-84	FORD V8-370, 429, C/ALT. 75 A		PQ17450				PQ17450 PQ17460
F-800	83-84	FORD V8-370, 429, C/ALT. 90A, 105 A						PQ17450 PQ17460
F-800	83-84	FORD V8-370, 429, C/D.H. C/FAN CLUTCH					PQ17540	
F-800	83-84	FORD V8-370, 429, C/D.H. S/FAN CLUTCH					PQ17550	
F-800	75-78	FORD V8-401, 475, 477, 534			9412			96359650
F-800	1979	FORD V8-401, 475, 477, 534			9412			96359640
F-800	1979	FORD V8-401, 475, 477, 534, P/MOTOR 475						PQ17520
LOBO	97-00	V8, 4.6 L, TRITON SOHC, C/AA	K080991					
LOBO	97-00	V8, 4.6 L, TRITON SOHC, S/AA	K080797					
LOBO	2002	V8, 5.4 L, C/AA	K080991					
LOBO	2002	V8, 5.4 L, S/AA	K080797					
LOBO	2002	V8, 5.4 L, SUPERCARGADOR	K080660					
NAVIGATOR	98-00	V8, 5.4 L, C/AA, C/DH	K080981					
NAVIGATOR	2001	V8, 5.4 L	K080981					
NAVIGATOR	2002	V8, 5.4 L	K060984					
RANGER F-100 SUPER CAB	1999	V6, 3.0 L, OHV, C/AA, C/DH	K060882					
RANGER F-100 SUPER CAB	1999	V6, 3.0 L, OHV, S/AA, C/DH	K060858					
RANGER F-100 XL, XLT	1999	4 CIL. 2.5 L, SOHC, EFI, C/AA	K060820					
RANGER F-100 XL, XLT	1999	4 CIL. 2.5 L, SOHC, EFI, S/AA	K060696					
RANGER F-100	96-00	4 CIL. 2.3 L, C/AA, C/DH	K060820					
RANGER F-100	96-00	4 CIL. 2.3 L, S/AA, C/DH	K060696					
RANGER F-100	96-98	4 CIL. 2.3 L, S/AA, S/DH	K060415					
RANGER F-100	1996	V6, 3.0 L, OHV, C/AA	K060895					
RANGER F-100	1996	V6, 3.0 L, OHV, S/AA	K060870					
RANGER F-100	97-00	V6, 3.0 L, OHV, C/AA	K060882					
RANGER F-100	97-00	V6, 3.0 L, OHV, S/AA	K060858					
RANGER	01-02	4 CIL. 2.3 L, C/AA	K060827					
RANGER	01-02	4 CIL. 2.3 L, S/AA	K060730					
RANGER	99-01	4 CIL. 2.5 L, C/AA	K060820					
RANGER	99-01	4 CIL. 2.5 L, S/AA	K060696					
RANGER	99-01	V6, 3.0 L, Flex, C/AA	K060882					
RANGER	99-01	V6, 3.0 L, Flex, S/AA	K060858					
RANGER	01-02	V6, 3.0 L, C/AA	K060882					
RANGER	01-02	V6, 3.0 L, S/AA	K060858					
RANGER	99-01	V6, 4.0 L, C/AA	K060882					
RANGER	99-01	V6, 4.0 L, S/AA	K060810					
SERIES F SUPER DUTY	2002	V10 6.8 L, C/AA	K060997					
SERIES F SUPER DUTY	2002	V10 6.8 L, S/AA	K060806					
SERIES F SUPER DUTY	2002	V8, 5.4 L, C/AA	K060997					
SERIES F SUPER DUTY	2002	V8, 5.4 L, S/AA	K060806					
SERIES F SUPER DUTY	2002	V8, 7.3 L, Diesel, C/Alt 121.3" Belt O.C.	K081213					
SUPER DUTYPIC KUP	99-00	V10 6.8 L, C/AA; S/Stripped Chassis	K081000					
SUPER DUTYPIC KUP	99-00	V10 6.8 L, C/Stripped Chassis	K081102					
SUPER DUTYPIC KUP	99-00	V10 6.8 L, S/AA; S/Stripped Chassis	K080806					
SUPER DUTYPIC KUP	99-01	V8, 5.4 L, C/AA	K081000					
SUPER DUTYPIC KUP	99-01	V8, 5.4 L, S/AA	K080806					
SUPER DUTYPIC KUP	99-01	V8, 7.3 L, Diesel, C/Prep p/ambulancia; C/Doble Alt.	K081377					
SUPER DUTYPIC KUP	99-01	V8, 7.3 L, Diesel, S/Prep p/ambulancia; C/Single Alt.	K081223					
SUPER DUTYVAN	99-01	V10 6.8 L, C/AA	K080991					
SUPER DUTYVAN	99-01	V10 6.8 L, S/AA	K080806					
SUPER DUTYVAN	2001	V6, 4.2 L, C/AA	K061025					
SUPER DUTYVAN	2001	V6, 4.2 L, S/AA	K060970					
SUPER DUTYVAN	99-00	V8, 5.4 L, C/AA	K080991					
SUPER DUTYVAN	99-00	V8, 5.4 L, S/AA	K080806					
SUPER DUTYVAN	2002	V8, 5.4 L, C/AA	K060990					
SUPER DUTYVAN	2002	V8, 5.4 L, S/AA	K060806					
SUPER DUTYVAN	99-01	V8, 7.3 L, Diesel, C/Alt. Heavy Duty	K081213					
SUPER DUTYVAN	99-01	V8, 7.3 L, Diesel, C/Doble Alt.	K081359					

**GENERAL MOTORS - AUTOMOVIL**

ASTRA	01-03	4L. 1.8 L, ECOTEC, S/AA, C/DH		K050370				
ASTRA	01-03	4L. 1.8 L, ECOTEC, C/AA, C/DH	K050478					
ASTRA	01-03	4L. 2.2 L, ECOTEC, S/AA, C/DH		K050345				
ASTRA	01-03	4L. 2.2 L, ECOTEC, C/AA, C/DH	K050405					
BONNEVILLE SSE	98-99	V6, 3.8 L	K060938					
BONNEVILLE SSE	2000	V6, 3.8 L	K060923					
BONNEVILLE	2000	V6, 3.8 L	K060926					
BONNEVILLE	01-02	V6, 3.8 L	K060725	K060926				

**GENERAL MOTORS - AUTOMOVIL**

MARCA	AÑO	MOTOR Y CARACTERISTICAS	SERP	ALT	DH	AA	BA	VENT.
CAMARO Z28	98-02	V6, 3.8 L	K060945					
CAMARO Z28	98-02	V8, 5.7 L	K060790			K040410		
CAMARO Z28	2000	V8, 5.7 L, GEN III OHV SFI	K060790			K040410		
CAPRICE	77-78	V8, 5.7 L		6450 GS	6364 GS	8553 GS	PQ17550	
CAPRICE	79-80	V8, 5.7 L		6450 GS	6370 GS			
CAPRICE	79-80	V8, 5.7 L, C/AA		6450 GS	6433 GS	8553 GS		
CAPRICE	81-82	V8, 5.7 L		6567 GS	6450 GS			
CATERA	98-01	V6, 3.0 L, MFI	K060795					
CAVALIER Z24	91-92	V6, 3.1 L, C/AA105 AMPS	K060705					
CAVALIER Z24	91-92	V6, 3.1 L, C/AA, 110 AMPS	K060710					
CAVALIER Z24	91-94	V6, 3.1 L, S/AA	K060615					
CAVALIER Z24	93-94	V6, 3.1 L, C/AA	K060710					
CAVALIER	91-97	4LT, 2.2 L, MFI, C/AA	K050835					
CAVALIER	91-97	4LT, 2.2 L, MFI, S/AA	K050705					
CAVALIER	98-01	4LT, 2.2 L, MFI, C/AA	K050887					
CAVALIER	98-01	4LT, 2.2 L, MFI, S/AA	K050630					
CAVALIER	2002	4LT, 2.2 L, MFI, C/AA; Motor número de serie F	K050400					
CAVALIER	2002	4LT, 2.2 L, MFI, C/AA; Motor serie 4	K050887					
CAVALIER	2002	4LT, 2.2 L, MFI, S/AA; Motor número de serie 4	K050630					
CAVALIER	1995	4LT, 2.3 L, MFI	K050480					
CAVALIER	96-98	4LT, 2.4 L, S/AA	K050474					
CAVALIER	99-00	4LT, 2.4 L	K050478					
CAVALIER	92-95	V6, 2.8 L, S/AA	K060708					
CAVALIER	91-92	V6, 3.1 L, C/AA105 AMPS	K060705					
CAVALIER	91-92	V6, 3.1 L, C/AA, 110 AMPS	K060710					
CAVALIER	91-94	V6, 3.1 L, S/AA	K060615					
CELEBRITY	82-88	V6, 2.8 L, AUT		6427 GS	6471 GS	6480 GS		
CELEBRITY	82-88	V6, 2.8 L, STD		6427 GS	6463 GS	6480 GS		
CELEBRITY	89-90	V6, 2.8 L	K060692					
CENTURY LTD	83-87	V6, 2.8 L		6427 GS	6471 GS	6480 GS		
CENTURY LTD	89-93	V6, 3.1 L	K060692					
CENTURY SS	83-87	V6, 2.8 L		6427 GS	6471 GS	6480 GS		
CENTURY	94-95	V6, 3.1 L, C/AA	K060692					
CITATION II	83-86	V6, 2.8 L		6427 GS	6463 GS	6480 GS		
CITATION	82-86	V6, 2.8 L, STD		6427 GS	6463 GS	6480 GS		
CITATION	82-86	V6, 2.8 L, AUT		6427 GS	6471 GS	6480 GS		
CORVETTE	90-96	V8, 5.7 L, GEN III OHV SFI	K060670					
CORVETTE	90-95	V8, 5.7 L, GEN III OHV SFI, SFI, ZR1	K060802					
CORVETTE	1991	V8, 5.7 L, GEN III OHV SFI	K060923					
CORVETTE	97-02	V8, 5.7 L, GEN III OHV SFI	K060802			K040420		
CORVETTE	99-01	V8, 5.7 L, GEN III OHV SFI	K060795 K060798			K040420		
CTS	2003	V6, 3.2 L	K060870					
CUTLASS EUROSPOUR	89-90	V6, 2.8 L		K060692	6463 GS	6471 GS		
CUTLASS EUROSPOUR	90-95	V6, 3.1 L, C/AA	K060696					
CUTLASS	87-88	V6, 2.8 L, C/AA		6427 GS	6471 GS	6480 GS		
CUTLASS	89-90	V6, 2.8 L		K060692				
CUTLASS	89-90	V6, 3.1 L	K060692					
CUTLASS	1993	V6, 3.1 L	K060710					
CUTLASS	1994	V6, 3.1 L	K060696					
CUTLASS	94-95	V6, 3.1 L, S/AA	K060692					
CUTLASS	1998	V6, 3.1 L	K060685					
CHEVYJOY	95-00	4 CIL. 1.6 L, TBI, C/AA	K060705	6370 GS				
CHEVYJOY	95-00	4 CIL. 1.6 L, TBI, S/AA		6370 GS				
CHEVYMILENIO	2000	4 CIL. 1.6 L, TBI, C/AA, C/DH	K060705	6370 GS				
CHEVYMILENIO	2000	4 CIL. 1.6 L, TBI, S/AA		6370 GS				
CHEVYNOVA CONCOURS	77-78	V8, 5.7 L		6450 GS	6427 GS	8553 GS	PQ17550	
CHEVYNOVA	74-78	6 CIL.4.1 L		6380 GS	6500 GS			
CHEVYNOVA	77-78	V8, 5.7 L		6450 GS	6427 GS	8553 GS	PQ17550	
CHEVYPOP	95-00	4 CIL. 1.4 L, TBI, S/AA, S/DH		6370 GS				
CHEVYSTATION WAGON	2000	4 CIL. 1.6 L, TBI, C/AA, C/DH		6370 GS	K060705			
CHEVYSTATION WAGON	2000	4 CIL. 1.6 L, TBI, S/AA		6370 GS				
CHEVYSWING	95-00	4 CIL. 1.6 L, TBI, C/AA, C/DH		6370 GS	K060705			
CHEVYSWING	95-00	4 CIL. 1.6 L, TBI, S/AA, S/DH		6370 GS				
DEVILLE	97-98	V8, 4.6 L, NORTHSTAR	K060825					
DEVILLE	1999	V8, 4.6 L, NORTHSTAR	K060825					K030245
DEVILLE	00-02	V8, 4.6 L, NORTHSTAR	K060815					K030245
EIGHTYEIGHT	1999	V6, 3.8 L	K060721 K060938					
ELDORADO	98-99	V8, 4.6 L, NORTHSTAR	K060825					K030245
ELDORADO	99-02	V8, 4.6 L	K060825					K030245

**GENERAL MOTORS - AUTOMOVIL**

MARCA	AÑO	MOTOR Y CARACTERISTICAS	SERP	ALT	DH	AA	BA	VENT.
FIREBIRD TRANS AM	99-02	V8, 5.7 L	K060790					K040410
GRANDAM	2002	4 CIL. 2.2 L	K050405					
GRANDAM	1999	4 CIL. 2.4 L, 1er diseño	K050474					
GRANDAM	1999	4 CIL. 2.4 L, 2do diseño	K050478					
GRANDAM	00-01	4 CIL. 2.4 L	K050478					
GRANDAM	1998	4LT, 2.4 L	K050474					
GRANDAM	1998	V6, 3.1 L	K060685					
GRANDAM	99-01	V6, 3.4 L, SFI RAM AIR	K060868					
GRANDAM	2002	V6, 3.4 L	K060864					
GRAND PRIX	97-98	V6, 3.1 L	K060695					
GRAND PRIX	99-02	V6, 3.1 L	K060703					
GRAND PRIX	97-98	V6, 3.8 L, SFI PRIMER DISEÑO	K060930					
GRAND PRIX	1997	V6, 3.8 L, SFI SEGUNDO DISEÑO	K060935					
GRAND PRIX	99-02	V6, 3.8 L	K060663					
			K060915					
GRAND PRIX	99-01	V6, 3.8 L, SFI	K060915					
IMPALALS	00-01	V6, 3.8 L, MFI HO, C/AA, C/DH	K060915					
IMPALA	00-02	V6, 3.4 L, MFI	K060703					
IMPALA	2000	V6, 3.4 L, MFI HO, C/AA, C/DH	K060703					
IMPALA	00-02	V6, 3.8 L	K060915					
MALIBU LS	99-01	V6, 3.1 L, MPFI OHV C/AA, C/DH	K060868					
MALIBU	79-80	6 CIL.4.1 L		6380 GS	6500 GS			
MALIBU	98-01	V6, 3.1 L	K060868					
MALIBU	2002	V6, 3.1 L	K060864					
MALIBU	79-80	V8, 5.7 L		6450 GS	6427 GS	8553 GS		PQ17550
MONTE CARLO SS	83-84	V8, 5.7 L		6450 GS				
MONTE CARLO	81-82	V8, 5.7 L		6450 GS	6370 GS			
MONZA	96-00	4 CIL. 1.6 L, TBI, C/AA, C/DH		6370 GS	K060705			
MONZA	96-00	4 CIL. 1.6 L, TBI, S/AA, S/DH		6370 GS				
SEVILLE	98-01	V8, 4.6 L, NORTHSTAR, C/AA, C/DH	K060815					K030245
SEVILLE	99-02	V8, 4.6 L	K060815					K030245
SILHOUETTE	92-93	V6, 3.1 L	K060695					
SILHOUETTE	93-94	V6, 3.8 L, Alt 105 Amp	K061025					
SUNFIRE	99-01	4 CIL. 2.2 L, C/AA	K050887					
SUNFIRE	99-01	4 CIL. 2.2 L, S/AA	K050630					
SUNFIRE	2002	4 CIL. 2.2 L, C/AA; Motor número de serie F	K050400					
SUNFIRE	2002	4 CIL. 2.2 L, C/AA; Motor serie 4	K050887					
SUNFIRE	2002	4 CIL. 2.2 L, S/AA; Motor número de serie 4	K050630					
SUNFIRE	99-02	4 CIL. 2.4 L	K050478					
SUNFIRE	95-97	4LT, 2.2 L, MFI, C/AA	K050835					
SUNFIRE	95-97	4LT, 2.2 L, MFI, S/AA	K050705					
SUNFIRE	98-00	4LT, 2.2 L, MFI, C/AA	K050887					
SUNFIRE	98-00	4LT, 2.2 L, MFI, S/AA	K050630					
SUNFIRE	96-98	4LT, 2.4 L, MFI	K050474					
SUNFIRE	1999	4LT, 2.4 L, MFI PRIMER DISEÑO	K050474					
SUNFIRE	1999	4LT, 2.4 L, MFI SEGUNDO DISEÑO	K050478					
SUNFIRE	2000	4LT, 2.4 L, MFI	K050478					
TIGRA	1999	4 CIL. 1.6 L, DOHC, S/AA, C/DH	K060705					
TRANS AM FIREBIRD	95-97	V8, 5.7 L	K060642					
TRANS AM FIREBIRD	98-01	V8, 5.7 L	K060790					K040410
VENTURE	97-98	V6, 3.4 L, SFI, SFI, 105 AMP	K060695					
VENTURE	97-98	V6, 3.4 L, SFI, SFI, 140 AMP	K060703					
VENTURE	99-00	V6, 3.4 L, SFI, C/AA, C/DH	K060874					
VENTURE	2001	V6, 3.4 L, SFI, C/AA, C/DH	K060863					
VENTURE	2001	V6, 3.4 L, SFI, C/Alt de 105A.	K060864					
VENTURE	2001	V6, 3.4 L, SFI, C/Alt de 130A.	K060875					
VENTURE	2002	V6, 3.4 L, SFI, C/Alt 105A.	K060864					
VENTURE	2002	V6, 3.4 L, SFI, C/Alt 130A.	K060875					
LSS	1999	V6, 3.8 L	K060721					
			K060938					
LUMINA	1998	V6, 3.1 L	K060695					
LUMINA	1996	V6, 3.4 L	K060703					
LUMINA	94-95	V6, 3.8 L, Alt 140 Amp	K061020					

**GENERAL MOTORS - CAMIONETA**

400SS	96-00	V8, 5.7 L, VORTEC SCPI, C/AA, 100 AMP	K060960					
400SS	96-00	V8, 5.7 L, VORTEC SCPI, C/AA, 140 AMP	K060966					
400SS	96-00	V8, 5.7 L, VORTEC SCPI, S/AA, 100 AMP	K060870					
400SS	97-00	V8, 5.7 L, VORTEC SCPI, S/AA, 140 AMP	K060875					
400SS	1999	V8, 5.7 L, VORTEC SCPI, C/AA, C/BH, 140 AMP	K061145					

**GENERAL MOTORS - CAMIONETA**

MARCA	ANO	MOTOR Y CARACTERISTICAS	SERP	ALT	DH	AA	BA	VENT.
AVALANCHE	2002	V8, 5.3 L				K040378		
AVALANCHE	2002	V8, 5.3 L, C/Alt 105A.	K060923					
AVALANCHE	2002	V8, 5.3 L, C/Alt 130A.	K060930					
AVALANCHE	2002	V8, 8.1 L				K040400		
AVALANCHE	2002	V8, 8.1 L, C/Alt de 105A.	K060950					
AVALANCHE	2002	V8, 8.1 L, C/Alt de 130A.	K060955					
AZTE K	01-02	V6, 3.4 L	K060864					
AZTE K	2001	V6, 3.4 L, SFI GEN III E, C/AA	K060863					
BLAZER	91-95	V6, 4.3 L, C/AA	K060955					
BLAZER	91-95	V6, 4.3 L, S/AA	K060938					
BLAZER	96-02	V6, 4.3 L, VORTEC SFI OHV, C/AA	K060950					
BLAZER	96-02	V6, 4.3 L, VORTEC SFI OHV, S/AA	K060870					
C & K SERIES PIC KUP	1999	V8, 5.0 L, C/AA; C/Alt de 100A., 105A.	K060960					
C & K SERIES PIC KUP	1999	V8, 5.0 L, C/AA; C/Alt de 140A.	K060966					
C & K SERIES PIC KUP	1999	V8, 5.0 L, S/AA; C/Alt de 100A., 105A.	K060870					
C & K SERIES PIC KUP	1999	V8, 5.0 L, S/AA; C/Alt de 140A.	K060875					
C & K SERIES PIC KUP	1999	V8, 6.5 L, Diesel, C/Alt de 100A., 105A.	K061010					
C & K SERIES PIC KUP	99-00	V8, 6.5 L, Diesel, C/Alt de 124A.	K061020					
C & K SERIES PIC KUP	1999	V8, 6.5 L, Diesel, C/Doble Alt.	K061203					
C & K SERIES PIC KUP	2000	V8, 6.5 L, Diesel, C/Alt de 100A.; C/Comp.	K061010					
C & K SERIES PIC KUP	00-02	V8, 6.5 L, Diesel, C/Doble Alt 100A.	K061203					
C & K SERIES PIC KUP	01-02	V8, 6.5 L, Diesel, C/Alt de 100A.	K061010					
C & K SERIES PIC KUP	99-00	V8, 7.4 L, VORTEC SFI, C/AA; C/Comp.; C/Alt de 124A., 140A.	K061080					
C & K SERIES PIC KUP	1999	V8, 7.4 L, VORTEC SFI, C/AA; S/Comp.; C/Alt de 124A.	K061005					
C & K SERIES PIC KUP	1999	V8, 7.4 L, VORTEC SFI, C/AA; S/Comp.; C/Alt de 124A., 140A.; C/Una Batería	K060984					
C & K SERIES PIC KUP	1999	V8, 7.4 L, VORTEC SFI, C/AA; S/Comp.; C/Alt de 140A.	K061000					
C & K SERIES PIC KUP	99-00	V8, 7.4 L, VORTEC SFI, S/AA; S/Comp.; C/Alt de 124A., 140A.	K060919					
C & K SERIES PIC KUP	2000	V8, 7.4 L, VORTEC SFI, C/AA; S/Comp.; C/Alt de 124A., 140A.	K061005					
C & K SERIES PIC KUP	2000	V8, 7.4 L, VORTEC SFI, S/AA; C/Comp.; C/Alt de 124A., 140A.	K060984					
C & K SERIES PIC KUP	01-02	V8, 8.1 L, C/AA; C/Alt de 105A.	K061025					
C & K SERIES PIC KUP	01-02	V8, 8.1 L, C/AA; C/Alt de 130A.	K061031					
C & K SERIES PIC KUP	01-02	V8, 8.1 L, S/AA; C/Alt de 105A.	K060930					
C & K SERIES PIC KUP	01-02	V8, 8.1 L, S/AA; C/Alt de 130A.	K060935					
C-10	1979	6 CIL3.8 L			8470 GS	8553 GS		PQ17550
C-10	77-81	V8, 5.7 L		6380 GS	6377 GS	8553 GS		PQ17550
C-1500	1995	V6, 4.3 L, VORTEC, C/AA, C/COM	K060955					
C-1500	1995	V6, 4.3 L, VORTEC, S/AA, S/COM	K060935					
C-1500	96-98	V6, 4.3 L, VORTEC, C/AA, 100 AMP	K060960					
C-1500	1996	V6, 4.3 L, VORTEC, C/AA, 140 AMP	K060966					
C-1500	1996	V6, 4.3 L, VORTEC, S/AA	K060870					
C-1500	97-98	V6, 4.3 L, VORTEC, S/AA, 100 AMP	K060870					
C-1500	97-98	V6, 4.3 L, VORTEC, S/AA, 140 AMP	K060875					
C-1500	96-00	V8, 5.7 L, VORTEC SCPI, C/AA, 100 AMP	K060960					
C-1500	96-00	V8, 5.7 L, VORTEC SCPI, C/AA, 140 AMP	K060966					
C-1500	96-00	V8, 5.7 L, VORTEC SCPI, S/AA, 100 AMP	K060870					
C-1500	97-00	V8, 5.7 L, VORTEC SCPI, S/AA, 140 AMP	K060875					
C-1500	1999	V8, 5.7 L, VORTEC SCPI, C/AA, C/BH, 140 AMP	K061145					
C-15	79-84	6 CIL3.8 L			8470 GS	8553 GS		PQ17550
C-15	76-91	6 CIL4.1 L		6380 GS				
C-15	79-84	6 CIL4.8 L		8400 GS	6523 GS	8553 GS		PQ17550
C-15	85-90	6 CIL4.8 L		8400 GS	8523 GS			PQ17520
C-15	1991	6 CIL4.8 L		8445 GS	8405 GS	8594 GS		PQ17550
C-15	96-98	V6, 4.3 L, VORTEC, C/AA, 100 AMP	K060960					
C-15	1996	V6, 4.3 L, VORTEC, C/AA, 140 AMP	K060966					
C-15	1996	V6, 4.3 L, VORTEC, S/AA	K060870					
C-15	97-98	V6, 4.3 L, VORTEC, S/AA, 100 AMP	K060870					
C-15	97-98	V6, 4.3 L, VORTEC, S/AA, 140 AMP	K060875					
C-15	79-83	V8, 5.7 L			8470 GS	8553 GS		PQ17550
C-15	1984	V8, 5.7 L		8445 GS	8405 GS	8594 GS		PQ17550
C-15	85-87	V8, 5.7 L		8445 GS	8405 GS	8594 GS		PQ17550
C-20	86-91	V8, 5.7 L		8445 GS	8405 GS	8594 GS		PQ17550

**GENERAL MOTORS - CAMIONETA**

MARCA	AÑO	MOTOR Y CARACTERÍSTICAS	SERP	ALT	DH	AA	BA	VENT.
C-2500	92-95	V8, 5.7 L, C/AA, C/COM 100 AMP	K060970					
C-2500	92-93	V8, 5.7 L, C/AA, C/COM 120 AMP	K060980					
C-2500	92-93	V8, 5.7 L, C/AA, S/COM	K060955					
C-2500	92-95	V8, 5.7 L, S/AA, C/COM 100 AMP	K060966					
C-2500	92-93	V8, 5.7 L, S/AA, C/COM 120 AMP	K060980					
C-2500	92-93	V8, 5.7 L, S/AA, S/COM	K060938					
C-2500	94-95	V8, 5.7 L, C/AA, C/COM 120 AMP	K060984					
C-2500	94-95	V8, 5.7 L, C/AA, S/COM 100 AMP	K060955					
C-2500	94-95	V8, 5.7 L, C/AA, S/COM 120 AMP	K060966					
C-2500	94-95	V8, 5.7 L, S/AA, C/COM 120 AMP	K060975					
C-2500	94-95	V8, 5.7 L, S/AA, S/COM 100 AMP	K060938					
C-2500	94-95	V8, 5.7 L, S/AA, S/COM 120 AMP	K060950					
C-2500	96-00	V8, 5.7 L, VORTEC SCPI, C/AA, 100 AMP	K060960					
C-2500	96-00	V8, 5.7 L, VORTEC SCPI, C/AA, 140 AMP	K060966					
C-2500	96-00	V8, 5.7 L, VORTEC SCPI, S/AA, 100 AMP	K060870					
C-2500	97-00	V8, 5.7 L, VORTEC SCPI, S/AA, 140 AMP	K060875					
C-2500	1999	V8, 5.7 L, VORTEC SCPI, C/AA, C/BH, 140 AMP	K061145					
C-30	70-81	6 CIL4.8 L		8400 GS	8553 GS			
					PQ17550			
C-30	73-81	V8, 5.7 L			6377 GS	8553 GS		
						PQ17550		
C-3500 HD	98-00	V8, 5.7 L, VORTEC SCPI, C/AA, 100 AMP	K060960					
C-3500 HD	98-00	V8, 5.7 L, VORTEC SCPI, C/AA, 140 AMP	K060966					
C-3500 HD	98-00	V8, 5.7 L, VORTEC SCPI, S/AA, 100 AMP	K060870					
C-3500 HD	98-00	V8, 5.7 L, VORTEC SCPI, S/AA, 140 AMP	K060875					
C-3500 HD	1999	V8, 5.7 L, VORTEC SCPI, C/AA, C/BH, 140 AMP	K061145					
C-3500	94-95	V8, 5.7 L, C/AA, C/COM 100 AMP	K060970					
C-3500	94-95	V8, 5.7 L, C/AA, C/COM 120 AMP	K060984					
C-3500	94-95	V8, 5.7 L, C/AA, S/COM 100 AMP	K060955					
C-3500	94-95	V8, 5.7 L, C/AA, S/COM 120 AMP	K060966					
C-3500	94-95	V8, 5.7 L, S/AA, C/COM 100 AMP	K060966					
C-3500	94-95	V8, 5.7 L, S/AA, C/COM 120 AMP	K060975					
C-3500	94-95	V8, 5.7 L, S/AA, S/COM 100 AMP	K060938					
C-3500	94-95	V8, 5.7 L, S/AA, S/COM 120 AMP	K060950					
C-3500	96-00	V8, 5.7 L, VORTEC SCPI, C/AA, 100 AMP	K060960					
C-3500	96-00	V8, 5.7 L, VORTEC SCPI, C/AA, 140 AMP	K060966					
C-3500	96-00	V8, 5.7 L, VORTEC SCPI, S/AA, 100 AMP	K060870					
C-3500	97-00	V8, 5.7 L, VORTEC SCPI, S/AA, 140 AMP	K060875					
C-3500	1999	V8, 5.7 L, VORTEC SCPI, C/AA, C/BH, 140 AMP	K061145					
C-35	86-89	6 CIL4.8 L		8445 GS	8523 GS			
				PQ17440	PQ17520			
C-35	86-93	V8, 5.7 L		8400 GS	6405 GS	8594 GS		
C-60	1978	GM 351		6574 GS				BX61
C-60	1981	GM 8V 350			8380 GS			
					9650	BX59		
C-60	81-84	GM 8V 350, C/ALT. 80A,108 A		PQ17550				
C-60	81-84	GM 8V 350, EXCEPTO ALT. 80A		PQ17530				
C-60	1982	GM 8V 350			8380 GS 9640			BX59
C-60	1982	GM 8V 350, EXCEPTO ALT.80A		PQ17530				
C-60	83-84	GM 8V 350			9640			BX59
C-60	83-87	GM 8V 350, C/ALT. 105 A		8573 GS				
C-60	1985	GM 8V 350			8573 GS			
					9640			
C-60	1985	GM 8V 350, C/ALT. 42A, 73A		PQ17530				
C-60	1985	GM 8V 350, C/ALT. 80A, 108A		PQ17550				
C-60	86-87	GM 8V 350			8573 GS			BX59
C-60	86-87	GM 8V 350, C/ALT. 42A, 73A,105A		PQ17530				
C-60	80-81	GM 8V 366, 427				9625		
C-60	1980	GM 8V 366, 427, C/ALT. 80 A		9660				
C-60	1980	GM 8V 366, 427, C/COMPR. F.A.			PQ17400	9650		
C-60	80-81	GM 8V 366, 427, EXCEPTO ALT. 80A		9640				
C-60	80-88	GM 8V 366, 427, S/COMPR. F.A.			9635			
C-60	1981	GM 8V 366, 427, C/ALT. 80A, 108A		9660				
C-60	1981	GM 8V 366, 427, C/COMPR. F.A.				9650		
C-60	82-88	GM 8V 366, 427				9650		
C-60	82-87	GM 8V 366, 427, C/ALT. 42A, 70A, 105A		9640				
C-60	82-86	GM 8V 366, 427, C/ALT. 80A, 108A		9660				
C-60	1982	GM 8V 366, 427, C/COMPR. F.A.			8543 GS			
C-60	83-85	GM 8V 366, 427, C/COMPR. F.A.			9635			
C-60	83-85	GM 8V 366, 427, S/COMPR. F.A.			8543 GS			
C-60	86-88	GM 8V 366, 427, C/COMPR. F.A.			PQ17400			

**GENERAL MOTORS - CAMIIONETA**

MARCA	ANO	MOTOR Y CARACTERISTICAS	SERP	ALT	DH	AA	BA	VENT.
C-60	1987	GM 8V 366, 427, C/ALT, 80A, 108A		9670				
C-60	1988	GM 8V 366, 427, AUTOBUS ESCOLAR		9630				
C-60	88-89	GM 8V 366, 427, EXCEPTO AUTOBUS ESCOLAR		9640				
C-60	1989	GM 8V 366, 427			PQ17400	9650		
C-60	1989	GM 8V 366, 427, DE AUTOBUS ESCOLAR		9630				
CARGO VAN	98-00	V6, 4.3 L, VORTEC, C/AA100 AMP	K060950					
CARGO VAN	98-00	V6, 4.3 L, VORTEC, C/AA140 AMP	K060960					
CARGO VAN	98-00	V6, 4.3 L, VORTEC, S/AA100 AMP	K060870					
CARGO VAN	98-00	V6, 4.3 L, VORTEC, S/AA140 AMP	K060875					
CHEYENNE	92-95	V8, 5.7 L, C/AA, C/COM 100 AMP	K060970					
CHEYENNE	92-93	V8, 5.7 L, C/AA, C/COM 120 AMP	K060980					
CHEYENNE	92-93	V8, 5.7 L, C/AA, S/COM	K060955					
CHEYENNE	92-95	V8, 5.7 L, S/AA, C/COM 100 AMP	K060966					
CHEYENNE	92-93	V8, 5.7 L, S/AA, C/COM 120 AMP	K060980					
CHEYENNE	92-93	V8, 5.7 L, S/AA, S/COM	K060938					
CHEYENNE	94-95	V8, 5.7 L, C/AA, C/COM 120 AMP	K060984					
CHEYENNE	94-95	V8, 5.7 L, C/AA, S/COM 100 AMP	K060955					
CHEYENNE	94-95	V8, 5.7 L, C/AA, S/COM 120 AMP	K060966					
CHEYENNE	94-95	V8, 5.7 L, S/AA, C/COM 120 AMP	K060975					
CHEYENNE	94-95	V8, 5.7 L, S/AA, S/COM 100 AMP	K060938					
CHEYENNE	94-95	V8, 5.7 L, S/AA, S/COM 120 AMP	K060950					
CHEYENNE	96-00	V8, 5.7 L, VORTEC SCPI, C/AA, 100 AMP	K060960					
CHEYENNE	96-00	V8, 5.7 L, VORTEC SCPI, C/AA, 140 AMP	K060966					
CHEYENNE	96-00	V8, 5.7 L, VORTEC SCPI, S/AA, 100 AMP	K060870					
CHEYENNE	97-00	V8, 5.7 L, VORTEC SCPI, S/AA, 140 AMP	K060875					
CHEYENNE	1999	V8, 5.7 L, VORTEC SCPI, C/AA, C/BH, 140 AMP	K061145					
ESCALADE	2002	V8, 5.3 L					K040378	
ESCALADE	2002	V8, 5.3 L, C/Alt de 105A.	K060923					
ESCALADE	2002	V8, 5.3 L, C/Alt de 130A.	K060930					
ESCALADE	99-00	V8, 5.7 L	K060966					
ESCALADE	2002	V8, 6.0 L					K040378	
ESCALADE	2002	V8, 6.0 L, C/Alt de 105A.	K060923					
ESCALADE	2002	V8, 6.0 L, C/Alt de 130A.	K060930					
EXPRESS CARGO VAN	98-00	V8, 5.7 L, VORTEC SCPI, C/AA, 100 AMP	K060950					
EXPRESS CARGO VAN	98-00	V8, 5.7 L, VORTEC SCPI, C/AA, 140 AMP	K060960					
EXPRESS CARGO VAN	98-00	V8, 5.7 L, VORTEC SCPI, S/AA, 100 AMP	K060870					
EXPRESS CARGO VAN	98-00	V8, 5.7 L, VORTEC SCPI, S/AA, 140 AMP	K060875					
EXPRESS VAN LUJO	98-00	V8, 5.7 L, VORTEC SCPI, C/AA, 100 AMP	K060950					
EXPRESS VAN LUJO	98-00	V8, 5.7 L, VORTEC SCPI, C/AA, 140 AMP	K060960					
EXPRESS VAN LUJO	98-00	V8, 5.7 L, VORTEC SCPI, S/AA, 100 AMP	K060870					
EXPRESS VAN LUJO	98-00	V8, 5.7 L, VORTEC SCPI, S/AA, 140 AMP	K060875					
EXPRESS VAN PASAJEROS	98-00	V6, 4.3 L, VORTEC, C/AA100 AMP	K060950					
EXPRESS VAN PASAJEROS	98-00	V6, 4.3 L, VORTEC, C/AA140 AMP	K060960					
EXPRESS VAN PASAJEROS	98-00	V6, 4.3 L, VORTEC, S/AA100 AMP	K060870					
EXPRESS VAN PASAJEROS	98-00	V6, 4.3 L, VORTEC, S/AA140 AMP	K060875					
EXPRESS VAN PASAJEROS	98-00	V8, 5.7 L, VORTEC SCPI, C/AA, 100 AMP	K060950					
EXPRESS VAN PASAJEROS	98-00	V8, 5.7 L, VORTEC SCPI, C/AA, 140 AMP	K060960					
EXPRESS VAN PASAJEROS	98-00	V8, 5.7 L, VORTEC SCPI, S/AA, 100 AMP	K060870					
EXPRESS VAN PASAJEROS	98-00	V8, 5.7 L, VORTEC SCPI, S/AA, 140 AMP	K060875					
EXPRESS VAN	98-00	V6, 4.3 L, VORTEC, C/AA100 AMP	K060950					
EXPRESS VAN	98-00	V6, 4.3 L, VORTEC, C/AA140 AMP	K060960					
EXPRESS VAN	98-00	V6, 4.3 L, VORTEC, S/AA100 AMP	K060870					
EXPRESS VAN	98-00	V6, 4.3 L, VORTEC, S/AA140 AMP	K060875					
EXPRESS	99-00	V6, 4.3 L, C/AA, C/Alt de 100A.	K060950					
EXPRESS	99-00	V6, 4.3 L, C/AA, C/Alt de 124A., 140A.	K060960					
EXPRESS	99-00	V6, 4.3 L, S/AA, C/Alt de 100A.	K060870					
EXPRESS	99-00	V6, 4.3 L, S/AA, C/Alt de 124A., 140A.	K060875					
EXPRESS	2001	V6, 4.3 L, C/AA, C/Alt de 105A.	K060950					
EXPRESS	2001	V6, 4.3 L, C/AA, C/Alt de 130A.	K060960					
EXPRESS	2001	V6, 4.3 L, S/AA, C/Alt de 105A.	K060870					
EXPRESS	2001	V6, 4.3 L, S/AA, C/Alt de 130A.	K060875					
EXPRESS	2002	V6, 4.3 L, C/AA, C/105A. Alt.	K060950					
EXPRESS	2002	V6, 4.3 L, C/AA, C/130A. Alt.	K060960					
EXPRESS	2002	V6, 4.3 L, S/AA, C/105A. Alt.	K060870					
EXPRESS	2002	V6, 4.3 L, S/AA, C/124A., 140A. Alt.	K060875					
EXPRESS	99-00	V8, 5.0 L, C/AA, C/Alt de 100A.	K060950					
EXPRESS	99-00	V8, 5.0 L, C/AA, C/Alt de 124A., 140A.	K060960					
EXPRESS	99-00	V8, 5.0 L, S/AA, C/Alt de 100A.	K060870					
EXPRESS	99-02	V8, 5.0 L, S/AA, C/Alt de 124A., 140A.	K060875					
EXPRESS	01-02	V8, 5.0 L, C/AA, C/Alt de 105A.	K060950					
EXPRESS	01-02	V8, 5.0 L, C/AA, C/Alt de 130A.	K060960					

**GENERAL MOTORS - CAMIONETA**

MARCA	ANO	MOTOR Y CARACTERISTICAS	SERP	ALT	DH	AA	BA	VENT.
EXPRESS	01-02	V8, 5.0 L, S/AA; C/Alt de 105A.	K060870					
EXPRESS	2001	V8, 5.0 L, S/AA; C/Alt de 130A.	K060875					
EXPRESS	99-00	V8, 5.7 L, C/AA; C/Alt de 100A.	K060950					
EXPRESS	99-00	V8, 5.7 L, C/AA; C/Alt de 124A., 140A.	K060960					
EXPRESS	99-00	V8, 5.7 L, S/AA; C/Alt de 100A.	K060870					
EXPRESS	99-00	V8, 5.7 L, S/AA; C/Alt de 124A., 140A.	K060875					
EXPRESS	2001	V8, 5.7 L, C/AA; C/Alt de 105A.	K060950					
EXPRESS	2001	V8, 5.7 L, C/AA; C/Alt de 130A.	K060960					
EXPRESS	2001	V8, 5.7 L, S/AA; C/Alt de 105A.	K060870					
EXPRESS	2001	V8, 5.7 L, S/AA; C/Alt de 130A.	K060875					
EXPRESS	2002	V8, 5.7 L, C/AA; C/105A. Alt.	K060950					
EXPRESS	2002	V8, 5.7 L, C/AA; C/130A. Alt.	K060960					
EXPRESS	2002	V8, 5.7 L, S/AA; C/105A. Alt.	K060870					
EXPRESS	2002	V8, 5.7 L, S/AA; C/124A., 140A. Alt.	K060875					
EXPRESS	99-00	V8, 6.5 L, Diesel, C/Alt de 124A.	K061015					
EXPRESS	01-02	V8, 6.5 L, Diesel, C/Alt de 105A.	K061005					
EXPRESS	01-02	V8, 6.5 L, Diesel, C/Alt de 130A.	K061015					
EXPRESS	1999	V8, 7.4 L, C/AA; C/Comp.; C/Alt de 124A.	K061075					
EXPRESS	1999	V8, 7.4 L, C/AA; S/Comp.; C/Alt de 124A.	K060994					
EXPRESS	1999	V8, 7.4 L, S/AA; C/Comp.; C/Alt de 124A.	K060984					
EXPRESS	1999	V8, 7.4 L, S/AA; S/Comp.; C/Alt de 124A.	K060919					
EXPRESS	2000	V8, 7.4 L, C/AA; C/Comp.; C/Alt de 124A., 140A.	K061075					
EXPRESS	2000	V8, 7.4 L, C/AA; S/Comp.; C/Alt de 124A., 140A.	K060994					
EXPRESS	2000	V8, 7.4 L, S/AA; C/Comp.; C/Alt de 124A., 140A.	K060984					
EXPRESS	2000	V8, 7.4 L, S/AA; S/Comp.; C/Alt de 124A., 140A.	K060919					
EXPRESS	01-02	V8, 8.1 L, C/AA; C/Alt de 105A.	K061015					
EXPRESS	01-02	V8, 8.1 L, C/AA; C/Alt de 130A.	K061025					
EXPRESS	01-02	V8, 8.1 L, S/AA; C/Alt de 105A.	K060930					
EXPRESS	01-02	V8, 8.1 L, S/AA; C/Alt de 130A.	K060935					
HUNTER 2500	92-95	V8, 5.7 L, TBI	K060955					
LUV DOBLE CABINA	2000	4 CIL. 2.2 L, MPFI, S/AA, C/DH		6417 GS	8371 GS			
LUV LX	2000	4 CIL. 2.2 L, MPFI, C/AA, C/DH		6417 GS	8371 GS	8380 GS		
LUV	2000	4 CIL. 2.2 L, MPFI, S/AA, C/DH		6417 GS	8371 GS			
MICROBUS	87-91	V8, 5.7 L			6444 GS	6450 GS		
MICROBUS	92-93	V8, 5.7 L	6436 GS		6352 GS			
P-30	96-99	V6, 4.3 L, VORTEC, C/AA105 AMP	K060960					
P-30	96-99	V6, 4.3 L, VORTEC, C/AA124 AMP	K060966					
P-30	1996	V6, 4.3 L, VORTEC, S/AA100 AMP	K060870					
P-30	97-99	V6, 4.3 L, VORTEC, S/AA105 AMP	K060870					
P-30	97-99	V6, 4.3 L, VORTEC, S/AA124 AMP	K060875					
P-30	86-96	V8, 5.7 L, 105 AMPC/AA		K050435	6362 GS			
P-30	86-96	V8, 5.7 L, 105 AMPS/AA		K050435	6450 GS			
P-30	86-96	V8, 5.7 L, 120 AMPS/AA		K050446				
P-30	93-96	V8, 5.7 L, 120 AMPC/AA		K050446				6362 GS
P-30	1996	V8, 5.7 L, C/AA105 AMP	K060960	K050433				
P-30	1996	V8, 5.7 L, C/AA124 AMP	K060966	K050433				
P-30	1996	V8, 5.7 L, S/AA105 AMP	K060870	K050433				
P-30	1996	V8, 5.7 L, S/AA124 AMP	K060876	K050433				
P31 VANETTE	1999	V8, 5.7 L, C/AA; C/Alt de 105A.	K060960					
P31 VANETTE	1999	V8, 5.7 L, C/AA; C/Alt de 124A., 145A.	K060966					
P31 VANETTE	1999	V8, 5.7 L, S/AA; C/Alt de 105A.	K060870					
P31 VANETTE	1999	V8, 5.7 L, S/AA; C/Alt de 124A., 145A.	K060875					
P-350	97-99	V8, 5.7 L, C/AA, 105 AMP	K060960					
P-350	97-99	V8, 5.7 L, C/AA, 124 AMP	K060966					
P-350	97-99	V8, 5.7 L, S/AA, 105 AMP	K060870					
P-350	97-99	V8, 5.7 L, S/AA, 124 AMP	K060875					
S-10	94-97	4 CIL. 2.2 L, VORTEC SFI, C/AA	K060755					
S-10	94-97	4 CIL. 2.2 L, VORTEC SFI, S/AA	K060653					
S-10	98-02	4 CIL. 2.2 L, VORTEC SFI, C/AA	K060744					
S-10	98-02	4 CIL. 2.2 L, VORTEC SFI, S/AA	K060637					
S-10	2002	4 CIL. 2.2 L, Flex, C/AA	K060744					
S-10	2002	4 CIL. 2.2 L, Flex, S/AA	K060637					
S-10	91-95	V6, 4.3 L, C/AA	K060955					
S-10	91-95	V6, 4.3 L, S/AA	K060938					
S-10	96-00	V6, 4.3 L, VORTEC SFI OHV, C/AA	K060950					
S-10	96-00	V6, 4.3 L, VORTEC SFI OHV, S/AA	K060870					
S-10	99-02	V6, 4.3 L, C/AA	K060950					
S-10	99-02	V6, 4.3 L, S/AA	K060870					
SILVERADO 1500	1999	V6, 4.3 L, VORTEC, C/AA	K060950					
SILVERADO 1500	1999	V6, 4.3 L, VORTEC, S/AA	K060868					
SILVERADO 1500	00-01	V6, 4.3 L, VORTEC, C/AA, C/DH	K060950					



# BANDAS

## Catálogo de Aplicaciones 2003 para Automóviles y Camionetas

### GENERAL MOTORS - CAMIONETA

MARCA	ANO	MOTOR Y CARACTERISTICAS	SERP	ALT	DH	AA	BA	VENT.
SILVERADO 1500	00-01	V6, 4.3 L, VORTEC, S/AA, C/DH	K060868					
SILVERADO 1500	01-02	V6, 4.3 L, C/AA	K060950			K040378		
SILVERADO 1500	01-02	V6, 4.3 L, S/AA	K060868			K040378		
SILVERADO 1500	01-02	V8, 4.8 L, C/Alt de 105A.	K060923					
SILVERADO 1500	01-02	V8, 4.8 L, C/Alt de 130A.	K060930					
SILVERADO 1500	00-02	V8, 5.3 L, C/Alt de 100A., 105A.	K060923			K040378		
SILVERADO 1500	00-02	V8, 5.3 L, C/Alt de 130A.	K060930			K040378		
SILVERADO 1500	01-02	V8, 5.3 L, C/Alt de 105A.	K060923					
SILVERADO 1500	2000	V8, 6.0 L, C/Alt de 100A., 105A.	K060923			K040378		
SILVERADO 1500	00-02	V8, 6.0 L, C/Alt de 130A.	K060930			K040378		
SILVERADO 1500	01-02	V8, 6.0 L, C/Alt de 105A.	K060923					
SILVERADO 1500	2001	V8, 6.6 L, Diesel, C/Alt de 105A.	K061115					
SILVERADO 1500	2001	V8, 6.6 L, Diesel, C/Alt de 130A.	K061124					
SILVERADO 1500	01-02	V8, 8.1 L, C/Alt de 105A.	K060950			K040400		
SILVERADO 1500	01-02	V8, 8.1 L, C/Alt de 130A.	K060955			K040400		
SILVERADO 2500 4X4	99-02	V8, 5.3 L				K040378		
SILVERADO 2500 4X4	1999	V8, 5.3 L, C/Alt de 100A., 105A.	K060923					
SILVERADO 2500 4X4	1999	V8, 5.3 L, C/Alt de 130A.	K060930					
SILVERADO 2500 4X4	2002	V8, 5.3 L, C/Alt 105A.	K060923					
SILVERADO 2500 4X4	2002	V8, 5.3 L, C/Alt 130A.	K060930					
SILVERADO 2500 4X4	1999	V8, 6.0 L				K040378		
SILVERADO 2500 4X4	1999	V8, 6.0 L, C/Alt de 100A., 105A.	K060923					
SILVERADO 2500 4X4	1999	V8, 6.0 L, C/Alt de 130A.	K060930					
SILVERADO 2500 4X4	1999	V8, 6.5 L, Diesel, C/Alt de 100A., 105A.	K061005					
SILVERADO 3500 HD	2002	V8, 8.1 L, C/Alt 105A.	K060950			K040400		
SILVERADO 3500 HD	2002	V8, 8.1 L, C/Alt 130A.	K060955			K040400		
SILVERADO AT, LT	98-99	V8, 5.7 L, VORTEC SFI, C/AA, 140 AMP	K060966					
SILVERADO AT, LT	98-99	V8, 5.7 L, VORTEC SFI, C/AA, C/DH	K060960					
SILVERADO AT, LT	1999	V8, 6.0 L, VORTEC SFI, C/AA, 140 AMP	K060930					
SILVERADO AT, LT	1999	V8, 6.0 L, VORTEC SFI, C/AA, C/DH	K060923					
SILVERADO LS	1999	V8, 5.3 L, VORTEC SFI, C/AA, 100 AMP	K060923					
SILVERADO LS	1999	V8, 5.3 L, VORTEC SFI, C/AA, C/DH	K060930					
SILVERADO	98-99	V8, 5.7 L, VORTEC SFI	K060960					
SUBURBAN SLE 2500	89-90	V8, 5.7 L		K050433	6413 GS	7590		
SUBURBAN	00-02	V8, 5.3 L				K040378		
SUBURBAN	2000	V8, 5.3 L, C/Alt de 100A., 105A.	K060923					
SUBURBAN	00-01	V8, 5.3 L, C/Alt de 130A.	K060930					
SUBURBAN	2001	V8, 5.3 L, C/Alt de 105A.	K060923					
SUBURBAN	2002	V8, 5.3 L, C/Alt 105A.	K060923					
SUBURBAN	2002	V8, 5.3 L, C/Alt 130A.	K060930					
SUBURBAN	82-89	V8, 5.7 L		8445 GS	PQ17440	8405 GS PQ17400	8594 GS	
SUBURBAN	1991	V8, 5.7 L, C/AA, C/COM	K060970					
SUBURBAN	91-93	V8, 5.7 L, C/AA, S/COM	K060955					
SUBURBAN	1991	V8, 5.7 L, S/AA, C/COM	K060966					
SUBURBAN	91-93	V8, 5.7 L, S/AA, S/COM	K060938					
SUBURBAN	92-95	V8, 5.7 L, C/AA, C/COM 100 AMP	K060970					
SUBURBAN	92-93	V8, 5.7 L, C/AA, C/COM 120 AMP	K060980					
SUBURBAN	92-95	V8, 5.7 L, S/AA, C/COM 100 AMP	K060966					
SUBURBAN	92-93	V8, 5.7 L, S/AA, C/COM 120 AMP	K060980					
SUBURBAN	94-95	V8, 5.7 L, C/AA, C/COM 120 AMP	K060984					
SUBURBAN	94-95	V8, 5.7 L, C/AA, S/COM 100 AMP	K060955					
SUBURBAN	94-95	V8, 5.7 L, C/AA, S/COM 120 AMP	K060966					
SUBURBAN	94-95	V8, 5.7 L, S/AA, C/COM 120 AMP	K060975					
SUBURBAN	94-95	V8, 5.7 L, S/AA, S/COM 100 AMP	K060938					
SUBURBAN	94-95	V8, 5.7 L, S/AA, S/COM 120 AMP	K060950					
SUBURBAN	96-00	V8, 5.7 L, VORTEC SCPI, C/AA, 100 AMP	K060960					
SUBURBAN	96-00	V8, 5.7 L, VORTEC SCPI, C/AA, 140 AMP	K060966					
SUBURBAN	96-00	V8, 5.7 L, VORTEC SCPI, S/AA, 100 AMP	K060870					
SUBURBAN	97-00	V8, 5.7 L, VORTEC SCPI, S/AA, 140 AMP	K060875					
SUBURBAN	1999	V8, 5.7 L, VORTEC SCPI, C/AA, C/BH, 140 AMP	K061145					
SUBURBAN	00-02	V8, 6.0 L, C/Alt de 100A., 105A.	K060923			K040400		
SUBURBAN	00-02	V8, 6.0 L, C/Alt de 130A.	K060930			K040400		
SUBURBAN	2002	V8, 6.0 L, C/Alt 105A.	K060923					
SUBURBAN	2002	V8, 6.0 L, C/Alt 130A.	K060930					
SUBURBAN	2002	V8, 8.1 L				K040400		
SUBURBAN	2002	V8, 8.1 L, C/Alt 105A.	K060950					
SUBURBAN	2002	V8, 8.1 L, C/Alt 130A.	K060955					
TRACKER4X2	2001	4 CIL. 2.0 L, DOHC MPFI, S/AA, C/DH	K050650					K030195
TRACKER4X4CONV	2001	4 CIL. 2.0 L, DOHC MPFI, S/AA, C/DH	K050609					
TRACKERGE0	94-97	4 CIL. 1.6 L, C/AA, C/DH		K040315	K040372			



**GENERAL MOTORS - CAMIONETA**

MARCA	AÑO	MOTOR Y CARACTERISTICAS	SERP	ALT	DH	AA	BA	VENT.
TRACKERGEO	94-97	4 CIL. 1.6 L, C/AA, S/DH		K040315	K040330			
TRACKERGEO	94-97	4 CIL. 1.6 L, S/AA, C/DH		K040315	K040319			
TRACKER	1998	4 CIL. 1.6 L, C/AA, C/DH		K040315	K040372			
TRACKER	1998	4 CIL. 1.6 L, C/AA, S/DH		K040315	K040330			
TRACKER	1998	4 CIL. 1.6 L, S/AA, C/DH		K040315	K040319			
TRACKER	99-00	4 CIL. 1.6 L		K040320	K040372			K040320
TRACKER	99-00	4 CIL. 1.6 L, S/AA			K040310			
TRACKER	1999	4 CIL. 2.0 L, DOHC MPFI, S/AA	K050609	K050650				K030195
TRACKER	00-02	4 CIL. 2.0 L						K030195
TRACKER	00-02	4 CIL. 2.0 L, C/AA	K050650					
TRACKER	2000	4 CIL. 2.0 L, DOHC MPFI, S/AA	K050650					K030195
TRACKER	00-02	4 CIL. 2.0 L, S/AA	K050609					
TRACKER	2002	V6, 2.5 L		K040365	K040425			K040365
TRACKER	2002	V6, 2.5 L, S/AA			K040400			
TRAILBLAZER	2002	6 CIL. 4.2 L, C/Alt 130A.	K060905					
TRAILBLAZER	2002	6 CIL. 4.2 L, C/Alt 150A.	K060915					

**HONDA - AUTOMOVIL**

ACCORD EX	1998	4 CIL. 2.3 L, SOHC VTEC		K060415	K040420			
ACCORD EX	99-00	4 CIL. 2.3 L, SOHC VTEC, C/AA, C/DH		K060433	K040415			
ACCORD EXR	99-00	4 CIL. 2.3 L, SOHC VTEC, C/AA, C/DH		K060433	K040415			
ACCORD EXR	98-00	V6, 3.0 L, SOHC VTEC, C/AA, C/DH		K060461	K040440			
ACCORD EX	99-00	V6, 3.0 L, SOHC VTEC, C/AA, C/DH		K060461	K040440			
ACCORD	99-01	4 CIL. 2.3 L		K060435	K040418			
ACCORD	2002	4 CIL. 2.3 L		K060435	K040418	K060435		
ACCORD	99-01	V6, 3.0 L		K060461	K040438			
ACCORD	2002	V6, 3.0 L		K060461	K040438	K060461		
CIVIC EXR	99-00	4 CIL. 1.6 L, SOHC VTEC, C/AA, C/DH		K040315	K040330	K040319		
CIVIC SIR	99-00	4 CIL. 1.6 L, DOHC VTEC, C/AA, C/DH		K040305	K040345	K040319		
CIVIC	1998	4 CIL. 1.6 L, SOHC VTEC, C/AA		K040315	K040335	K040325		
CIVIC	2002	4 CIL. 1.7 L		K060388	K040398	K060388		
CIVIC	2002	4 CIL. 1.7 L, CNG		K060388	K040398	K060388		

**HONDA - CAMIONETA**

CR-V	99-01	4 CIL. 2.0 L		K040322	K040353	K040332		
ODYSSEY	99-01	V6, 3.5 L		K060468	K040438			
ODYSSEY	99-00	V6, 3.5 L, SOHC VTEC		K060465	K040440			
ODYSSEY	2002	V6, 3.5 L			K040438			

**JAGUAR - AUTOMOVIL**

S-TYPE	00-01	V6, 3.0 L, Motor NS L75998 & Antes	K061098					
S-TYPE	00-01	V6, 3.0 L, Motor NS L75999 & Después	K061080					
S-TYPE	2002	V6, 3.0 L	K061080					
S-TYPE	00-02	V8, 4.0 L	K060938					
XJ8 VANDEN PLAS	1999	V8, 4.0 L, C/AA, C/DH	K070916					
XJ8	1999	V8, 4.0 L, C/AA, C/DH	K070916					
XJR	1999	V8, 4.0 L, C/AA, C/DH	K070916					
XJ	1998	V8, 4.0 L	K070916					
X K8 CONV	1999	V8, 4.0 L, C/AA, C/DH	K070916					
X K8	1999	V8, 4.0 L, C/AA, C/DH	K070916					
X K	1998	V8, 4.0 L	K070916					

**JEEP - CAMIONETA**

CHEROKEE SPORT 4X4	1999	6 CIL.4.0 L, POWER TECH, S/AA, C/DH	K060790					
CHEROKEE SPORT	97-01	6 CIL.4.0 L, POWER TECH, C/AA, C/DH	K060950					
CHEROKEE	96-98	4LT, 2.5 L, C/AA	K060910					
CHEROKEE	96-98	4LT, 2.5 L, S/AA, C/DH	K060790					
CHEROKEE	97-98	4LT, 2.5 L, S/AA, S/DH	K060775					
CHEROKEE	96-00	6 CIL.4.0 L, POWER TECH, C/AA	K060950					
CHEROKEE	1996	6 CIL.4.0 L, POWER TECH, S/AA	K060710					
CHEROKEE	97-99	6 CIL.4.0 L, POWER TECH, S/AA	K060790					
CHEROKEE	1998	6 CIL.4.0 L, POWER TECH, C/AA	K060910					
CHEROKEE	2000	6 CIL.4.0 L, POWER TECH, C/Volante del lado derecho	K060895					
GRAND CHEROKEE 4 X 2	99-01	V8, 4.0 L, POWER TECH, C/AA	K060882					
GRAND CHEROKEE 4 X 4	00-01	V8, 4.0 L, POWER TECH, C/AA	K060874					
GRAND CHEROKEE LTD 4X4	99-00	V8, 4.7 L, POWER TECH, C/AA	K060874					
GRAND CHEROKEE	1994	6 CIL.4.0 L, POWER TECH, C/AA	K060970					
GRAND CHEROKEE	94-95	6 CIL.4.0 L, POWER TECH, S/AA	K060710					

**JEPP - CAMIONETA**

MARCA	AÑO	MOTOR Y CARACTERISTICAS	SERP	ALT	DH	AA	BA	VENT.
GRAND CHEROKEE	1995	6 CIL4.0 L, POWER TECH, C/AA	K060975					
GRAND CHEROKEE	96-98	6 CIL4.0 L, POWERTECH	K060919					
GRAND CHEROKEE	99-00	6 CIL4.0 L, POWERTECH	K060882					
GRAND CHEROKEE	01-02	6 CIL4.0 L, POWER TECH, C/AA	K060882					
GRAND CHEROKEE	01-02	V8, 4.7 L, POWER TECH, C/AA	K060874					
GRAND CHEROKEE	1994	V8, 5.2 L, S/AA	K070901					
GRAND CHEROKEE	1995	V8, 5.2 L, S/AA	K070884					
GRAND CHEROKEE	1998	V8, 5.2 L	K070890					
GRAND CHEROKEE	1998	V8, 5.9 L	K070890					
LIBERTY	2002	V6, 3.7 L	K060874					
WRANGLER SAHARA	1998	6 CIL4.0 L, POWER TECH, C/AA	K060950					
WRANGLER SAHARA	1999	6 CIL4.0 L, POWER TECH, C/AA, C/DH	K060919					
WRANGLER SAHARA	1999	6 CIL4.0 L, POWER TECH, S/AA, C/DH	K060790					
WRANGLER SAHARA	2000	6 CIL4.0 L, POWER TECH, C/AA, C/DH	K060950					
WRANGLER SAHARA	2001	6 CIL4.0 L, POWER TECH, C/AA, C/DH	K060882					
WRANGLER SE	99-00	4 CIL. 2.5 L, C/AA, C/DH	K060910					
WRANGLER SE	1999	4 CIL. 2.5 L, S/AA, C/DH	K060790					
WRANGLER	1998	4 CIL. 2.5 L, C/AA, C/DH	K060910					
WRANGLER	1998	4 CIL. 2.5 L, S/AA	K060775					
WRANGLER	1998	4 CIL. 2.5 L, S/AA, C/DH	K060790					
WRANGLER	1999	4 CIL. 2.5 L, S/AA; S/DH	K060775					
WRANGLER	2000	4 CIL. 2.5 L, S/AA; C/DH	K060790					
WRANGLER	01-02	4 CIL. 2.5 L, C/AA	K060923					
WRANGLER	2001	4 CIL. 2.5 L, S/AA	K060790					
WRANGLER	2002	4 CIL. 2.5 L, S/AA; TRANSMISION DE ACCESORIOS	K060790					
WRANGLER	00-02	6 CIL4.0 L, POWER TECH, C/AA	K060882					
WRANGLER	00-02	6 CIL4.0 L, POWER TECH, S/AA	K060790					

**LAND ROVER - CAMIONETA**

DISCOVERY	1999	V8, 4.0 L	K070882					
FREELANDER	2002	V6, 2.5 L	K060612					
RANGE ROVER	99-00	V8, 4.0 L	K070916					
RANGE ROVER	99-01	V8, 4.6 L	K070916					

**MERCEDES BENZ - AUTOMOVIL**

C230	1998	4 CIL. 2.3 L	K060849					
C230	99-00	4 CIL. 2.3 L		K060523	K060739			
C240	01-02	V6, 2.6 L	K060942					
C280T	1998	V6, 2.8 L	K060942					
C280	98-99	V6, 2.8 L	K060942					
C320	2001	V6, 3.2 L	K060942					
C43	99-00	V8, 4.3 L	K060942					
CL500	1998	V8, 5.0 L	K060988					
CL500	99-01	V8, 5.0 L	K060942					
CL55	2001	V8, 5.5 L	K060942					
CL600	2001	V-12 5.8 L	K060923					
CL600	1999	V-12 6.0 L	K061015					
CL600	1998	V12, 6.0 L	K061020					
CLK320	99-02	V6, 3.2 L	K060942					
CLK430	99-02	V8, 4.3 L	K060942					
CLK55	2001	V8, 5.5 L	K060942					
E320	98-02	V6, 3.2 L	K060942					
E430	99-01	V8, 4.3 L	K060942					
E55	99-01	V8, 5.5 L	K060942					
G500	1999	V8, 5.0 L	K060988					
ML320	99-02	V6, 3.2 L	K060942					
ML430	99-01	V8, 4.3 L	K060942					
ML	1998	V6, 3.2 L	K060942					
S320	1999	6 CIL. 3.2 L	K060868					
S420L	1998	V8, 4.2 L	K060988					
S420	98-99	V8, 4.2 L	K060988					
S430	00-02	V8, 4.3 L	K060942					
S500 L	1999	V8, 5.0 L	K060988					
S500 L	2000	V8, 5.0 L	K060942					
S500L	1998	V8, 5.0 L	K060988					
S500	1999	V8, 5.0 L	K060988					
S500	00-01	V8, 5.0 L	K060942					
S55	2001	V8, 5.5 L	K060942					
S600 L	98-99	V12, 6.0 L	K061020					

**MERCEDES BENZ - AUTOMOVIL**

MARCA	AÑO	MOTOR Y CARACTERÍSTICAS	SERP	ALT	DH	AA	BA	VENT.
S600 L	2000	V12, 6.0 L, C/AA	K061015					
S600	2001	V-12 5.8 L	K060923					
S600	1999	V-12 6.0 L	K061015					
SL320	1998	6 CIL.3.2 L	K060868					
SL500	98-99	V8, 5.0 L, C/AA	K060988					
SL500	99-01	V8, 5.0 L	K060942					
SL500	2000	V8, 5.0 L, C/AA	K060942					
SL600	99-01	V-12 6.0 L	K061015					
SL600	98-99	V12, 6.0 L	K061020					
SL600	2000	V12, 6.0 L, C/AA	K061015					
SLK230	98-99	4 CIL. 2.3 L, C/AA		K060523	K060739			
SLK230	00-01	4 CIL. 2.3 L, C/AA		K060532	K060690	K060735		
SLK230	00-01	4 CIL. 2.3 L, C/Banda de 69 1/2"			K060690	K060690		
SLK320	2000	V6, 3.2 L, C/AA	K060942					
SLK320	01-02	V6, 3.2 L	K060942					

**MERCEDES BENZ - CAMIONETA**

ML55	00-01	V8, 5.5 L	K060942					
------	-------	-----------	---------	--	--	--	--	--

**NISSAN - AUTOMOVIL**

240SX	91-98	4 CIL. 2.4 L		K040305	K030395	K040355		
300ZX	94-96	V6, 3.0 L, DOHC, VG30DE		K040400	K030365	K040384		
ALTIMAGLE	96-98	4 CIL. 2.4 L, KA24DE		K060523		K040338		
ALTIMAGLE	99-01	4 CIL. 2.4 L, KA24DE, C/AA, C/DH		K060525		K040338		
ALTIMAGXE	1998	4 CIL. 2.4 L, KA24DE		K060523		K040338		
ALTIMAGXE	99-01	4 CIL. 2.4 L, KA24DE, C/AA, C/DH		K060525		K040338		
ALTIMA	1998	4 CIL. 2.4 L, KA24DE		K060523		K040338		
ALTIMA	2002	V6, 3.5 L			K040305			
DATSUN "J"	70-83	4 CIL. 1.6 L		6390 GS				
HIKARI COUPE	88-92	4LT, 1.6 L, TURBO		6390 GS	8360 GS	8310 GS		
HIKARI EGI	88-91	4LT, 1.6 L, TURBO		6390 GS		8324 GS	8380 GS	
INFINITI I30	97-01	V6, 3.0 L, DOHC VQ30DE, C/AA		K060427	K040305			
INFINITI I30	1999	V6, 3.0 L, DOHC VQ30DE		K060430				
INFINITI I30	00-01	V6, 3.0 L, DOHC VQ30DE		K060435				
INFINITI Q45	2001	V6, 3.0 L, DOHC VQ30DE		K060433	K040305			
INFINITI Q45	1998	V8, 4.1 L, DOHC VH41DE		K060295	K030365	K040400		K060330
INFINITI Q45	99-00	V8, 4.1 L, DOHC VH41DE		K060295	K030365	K040400	K040400	K060331
INFINITI Q45	2001	V8, 4.1 L, DOHC VH41DE		K060295	K030365	K040400		K060331
INFINITI Q45	2002	V8, 4.5 L		K060772	K040372	K060772		
MAXIMA	1991	6-VT, 3.0 L		K040305	K040405			
MAXIMA	95-98	V6, 3.0 L, DOHC VQ30DE		K060427	K040305			
MAXIMA	99-01	V6, 3.0 L, DOHC VQ30DE		K060433	K040305			
MAXIMA	1999	V6, 3.0 L, FI, SOHC		K060430	K040305			
MAXIMA	00-01	V6, 3.0 L, FI, SOHC		K060435	K040305			
MAXIMA	2002	V6, 3.5 L		K060430	K040305	K060430		
QUEST	98-00	V6, 3.3 L, VG33E, C/AA, C/DH		K050336	K040405	K040470		
QUEST	99-00	V6, 3.3 L, VG33E		K050336		K040460		
QUEST	2001	V6, 3.3 L, VG33E		K050336	K040405	K040460	K040405	
SAKURA	82-86	4 CIL. 1.8 L, Motor J		6390 GS				
SAMURAI	80-87	4LT, 1.6 L		6390 GS				
SENTRA	00-01	4 CIL. 1.8 L, QG18DE		K060435	K040330			K040330
SENTRA	95-97	4LT, 1.6 L, GA16DE		K040317	K040319	K040330		
SENTRA	95-99	4LT, 1.6 L, GA16DE, C/AA, C/DH		K060441	K040319			
SENTRA	95-99	4LT, 1.6 L, GA16DE, C/AA, S/DH		K060441				K040285
SENTRA	95-99	4LT, 1.6 L, GA16DE, S/AA, C/DH		K060325	K040319			
SENTRA	95-99	4LT, 1.6 L, GA16DE, S/AA, S/DH		K060325				
SENTRA	98-99	4LT, 2.0 L, SR20DE, C/AA, C/DH		K060408	K040335			
SENTRA	1999	4LT, 2.0 L, DOHC SR20DE		K060408	K040335			K040335
SENTRA	00-01	4LT, 2.0 L, DOHC SR20DE		K060405	K040335			K040335
SENTRA	00-01	4LT, 2.0 L, SR20DE, C/AA, C/DH		K060408	K060436	K040330	K040335	
TSUBAME GS	1999	4LT, 1.6 L, GA16DE, S/AA, C/DH		K060325	K040319			
TSUBAME GS	1999	4LT, 1.6 L, GA16DE, S/AA, S/DH		K060325				K040285
TSUBAME GS T	1999	4LT, 1.6 L, GA16DE, C/AA, C/DH		K060441	K040319			
TSUBAME GS T	1999	4LT, 1.6 L, GA16DE, S/AA, C/DH		K060325				K040285
TSUBAME GS X	1995	4LT, 1.6 L, GA16DE		K040317	K040319	K040327		
TSUBAME	86-87	4LT, 1.6 L		6390 GS	8360 GS	8324 GS	8380 GS	
TSUBAME	1993	4LT, 1.6 L, GA16DE		K040317	K040319	K040327		
TSUBAME	94-95	4LT, 1.6 L, GA16DE, S/AA		K040317	K040327			
TSURU GS	1992	4LT, 1.6 L, E16S, C/AA, C/DH		6390 GS	8360 GS	8310 GS		

**NISSAN - AUTOMOVIL**

MARCA	ANO	MOTOR Y CARACTERISTICAS	SERP	ALT	DH	AA	BA	VENT.
TSURU GS	1992	4LT, 1.6 L, E16S, C/AA, S/DH		6390 GS			8310 GS	
TSURU GS	1992	4LT, 1.6 L, E16S, S/AA, C/DH		6390 GS	8360 GS			
TSURU GS	1992	4LT, 1.6 L, E16S, S/AA, S/DH		6390 GS				
TSURU GS	93-97	4LT, 1.6 L, E16E, C/AA, C/DH		K040400	8371 GS	B29		
TSURU GS	93-97	4LT, 1.6 L, E16E, C/AA, S/DH		K040400			B29	
TSURU GS	93-97	4LT, 1.6 L, E16E, S/AA, C/DH		K040400	8371 GS			
TSURU GS	93-97	4LT, 1.6 L, E16E, S/AA, S/DH		K040400				
TSURU GS R 2000	93-96	4LT, 2.0 L, SR20DE		K060408	K040335			
TSURU GS T	1992	4LT, 1.6 L, E16S, C/AA, C/DH		6390 GS	8360 GS	8310 GS		
TSURU GS T	1992	4LT, 1.6 L, E16S, C/AA, S/DH		6390 GS		8310 GS		
TSURU GS T	1992	4LT, 1.6 L, E16S, S/AA, C/DH		6390 GS	8360 GS			
TSURU GS T	1992	4LT, 1.6 L, E16S, S/AA, S/DH		6390 GS				
TSURU GS T	93-97	4LT, 1.6 L, E16E, C/AA, C/DH		K040400	8371 GS	B29		
TSURU GS T	93-97	4LT, 1.6 L, E16E, C/AA, S/DH		K040400		B29		
TSURU GS T	93-97	4LT, 1.6 L, E16E, S/AA, C/DH		K040400	8371 GS			
TSURU GS T	93-97	4LT, 1.6 L, E16E, S/AA, S/DH		K040400				
TSURU GS X	1992	4LT, 1.6 L, E16S, C/AA, C/DH		6390 GS	8360 GS	8310 GS		
TSURU GS X	93-97	4LT, 1.6 L, E16E, C/AA, C/DH		K040400	8371 GS	B29		
TSURU I	86-87	4LT, 1.6 L		6390 GS	8360 GS	8310 GS		
TSURU II	88-91	4LT, 1.6 L		6390 GS	8360 GS	8310 GS	8380 GS	
TSURU	84-85	4 CIL. 1.5 L		6390 GS	8360 GS	8310 GS		
TSURU	94-01	4LT, 1.6 L, GA16DNE, S/AA, C/DH		K040358				
TSURU	94-01	4LT, 1.6 L, GA16DNE, S/AA, S/DH		K040317				
TSURU	97-01	4LT, 1.6 L, GA16DNE, C/AA, C/DH		K040358				
TSURU	97-01	4LT, 1.6 L, GA16DNE, C/AA, S/DH		K040317		K040358		
LUCCINO	1996	4LT, 2.0 L, DOHC SR20DE		K060408	K040335			
LUCCINO	1998	4LT, 2.0 L		K060408	K040335			
LUCCINO GS E	1999	4LT, 1.6 L, GA16DNE, C/AA, C/DH		K060441	K040319			
LUCCINO GS R	99-00	4LT, 2.0 L, SR20DE, C/AA, C/DH		K060408	K040335			

**NISSAN - CAMIONETA**

CHASIS	95-01	4 CIL. 2.4 L, KA24E, S/AA, C/DH, 65 A		7336 L	8452 L			
ESTAQUITAS	82-94	4 CIL. 1.8 L, Motor J		6400 GS				
ESTAQUITAS	95-01	4 CIL. 2.4 L, KA24E		7336 L	8452 L			
FRONTIER	99-01	4 CIL. 2.4 L		6362 GS	8497 GS	7306 GS		6362 GS
FRONTIER	2002	4 CIL. 2.4 L		6362 GS	8497 GS	7306 GS		6362 GS
				7355	9495	9365		7355
FRONTIER	99-00	V6, 3.3 L, VG33E		K050317	K050486	K040530		K050486
FRONTIER	2001	V6, 3.3 L, VG33E		K050317				
FRONTIER	2001	V6, 3.3 L, VG33E, C/AA, C/DH		K050317	K050486	K040530		
FRONTIER	01-02	V6, 3.3 L, VG33E, C/Supercargador				K060733		
FRONTIER	01-02	V6, 3.3 L, VG33E, S/Supercargador				K040530		
FRONTIER	2002	V6, 3.3 L, VG33E		K050317	K050486			K050486
ICHI VAN	87-94	4 CIL. 1.8 L, Motor J		6400 GS				
ICHI VAN	91-94	4 CIL. 2.4 L, KA24E		6370 GS	8360 GS			
KING CAB	97-01	4 CIL. 2.4 L, KA24E, C/AA		7336 L	8452 L			
PATHFINDER	1998	V6, 3.3 L, VG33E, C/AA, C/DH		K060420	8354 GS	K050505		
PATHFINDER	99-00	V6, 3.3 L, VG33E, C/AA, C/DH		K060420		K050505		
PATHFINDER	2000	V6, 3.3 L, VG33E			9350			
PATHFINDER	2001	V6, 3.5 L, VQ35DE, C/AA, C/DH		K060465		K040372		
PATHFINDER	2002	V6, 3.5 L, VQ35DE		K060465	K060465	K040372		
PICK-UPD-1600	76-89	4 CIL. 1.6 L, Motor J		6390 GS				
PICK-UPD-1800	76-94	4 CIL. 1.8 L, Motor J		6390 GS				
PICK-UP DOBLE CABINA	95-01	4 CIL. 2.4 L, KA24E, S/AA, C/DH, 65 A		7336 L	8452 L			
PICK-UP LARGO	95-01	4 CIL. 2.4 L, KA24E, S/AA, C/DH		7336 L	8452 L			
PICK-UP LUJO	95-01	4 CIL. 2.4 L, KA24E, S/AA, C/DH		7336 L	8452 L			
PICK-UP	90-94	4 CIL. 2.4 L, KA24E		7370	8360 GS			
PICK-UP	95-01	4 CIL. 2.4 L, KA24E		7336 L	8452 L			
VANETTE	88-92	4 CIL. 1.8 L, Motor J		6390 GS				
XTERRA XE 4X2	2000	4 CIL. 2.4 L, KA24DE, C/AA, C/DH		6352 GS	8494 GS			
					PQ17490	9365		
XTERRA	00-01	4 CIL. 2.4 L, KA24DE		6362 GS	8497 GS	7306 GS		6362 GS
XTERRA	2002	4 CIL. 2.4 L, KA24DE		6362 GS	8497 GS	7306 GS		6362 GS
				7355	9495	9365		7355
XTERRA	2000	V6, 3.3 L, VG33E		K050317		K040530		
XTERRA	2000	V6, 3.3 L, VG33E, C/AA, C/DH		K050317	K050486	K040530		
XTERRA	2001	V6, 3.3 L, VG33E		K050317	K050486	K040530		K050486
XTERRA	2002	V6, 3.3 L, VG33E		K050317	K050486			K050486
XTERRA	2002	V6, 3.3 L, VG33E, C/Supercargador				K060733		
XTERRA	2002	V6, 3.3 L, VG33E, S/Supercargador				K040530		

**PEUGEOT - AUTOMOVIL**

MARCA	AÑO	MOTOR Y CARACTERISTICAS	SERP	ALT	DH	AA	BA	VENT.
206	99-01	4 CIL. 1.4 L, C/AA	K060615					
206	99-01	4 CIL. 1.4 L, S/AA	6PK1450					
206	99-01	4 CIL. 1.6 L, TU5JP4, C/AA	K060615					
206	99-01	4 CIL. 1.6 L, TU5JP4, S/AA	6PK1450					
306	99-01	4 CIL. 1.8 L, XU7JP4, C/AA	K060653					
306	99-01	4 CIL. 1.8 L, XU7JP4, S/AA	K060425					
306	99-01	4 CIL. 2.0 L, XU10J4R, C/AA	6PK1600					
306	99-01	4 CIL. 2.0 L, XU10J4R, S/AA	K060420					
406	99-01	V6, 3.0 L, ES9J4	6PK1600					
406	99-01	V6, 3.0 L, XU10J4R	6PK1600					

**PORSCHE - AUTOMOVIL**

911 CARRERA	99-00	6CO, 3.4 L, C/AA, C/DH	K060832					
911	99-01	6 CIL. 3.4 L	K060832					
911	01-02	6 CIL. 3.6 L	K060832					
911	1998	6CO, 3.6 L		7300		8430 GS		
BOXSTER	1999	6 CIL. 2.5 L, C/AA	K060832					
BOXSTER	1999	6 CIL. 2.5 L, S/AA	K060760					
BOXSTER	00-02	6 CIL. 2.7 L, C/AA	K060832					
BOXSTER	00-02	6 CIL. 2.7 L, S/AA	K060760					
BOXSTER	00-02	6 CIL. 3.2 L, C/AA	K060832					
BOXSTER	00-02	6 CIL. 3.2 L, S/AA	K060760					
BOXSTER	99-00	6CO, 2.5 L, C/AA, C/DH	K060832					
BOXSTER	1999	6CO, 2.5 L, S/AA, C/DH	K060760					

**RENAULT - AUTOMOVIL**

ALLIANCE R9	84-86	4 CIL. 1.4 L						K060456
R11 ENCORE	85-86	4LT, 1.7 L						K060456
R11 ENCORE	85-86	4LT, 1.7 L, S/AA, S/DH	K060345					
R12 TL	75-83	4 CIL. 1.3 L						6480 GS
R12 TS	75-83	4 CIL. 1.6 L						8350 GS
R18	80-84	4 CIL. 1.6 L		6400 GS				6405 GS
R18	85-86	4 CIL. 2.0 L		6400 GS	6294 GS		6263 GS	6405 GS
R5 MIRAGE	77-84	4 CIL. 1.3 L					6263 GS	7250

**SEAT - AUTOMOVIL**

CORDOBA	01-03	4 CIL.1.8 L C/AAC/DH	6DPK1200					
IBIZA	01-03	4 CIL.1.8 L C/AAC/DH	6DPK1200					
LEON	01-03	4 CIL.1.8 L C/AAC/DH	6DPK1200					
LEON TURBO	01-03	4 CIL.1.8 L C/AAC/DH	6DPK1200					
TOLEDO	01-03	4 CIL.1.8 L C/AAC/DH	6DPK1200					
ALHAMBRA	2003	4 CIL.1.8 L C/AAC/DH	6DPK1200					
ALHAMBRA	2003	V6 2.8 LC/AAC/DH	6DPK1200					

**SAAB - AUTOMOVIL**

09-03	99-01	4 CIL. 2.0 L	K060923					
09-03	00-01	4 CIL. 2.3 L	K060923					
09-05	99-01	4 CIL. 2.3 L	K061031					
09-05	99-01	V6, 3.0 L	K060795					

**TOYOTA - AUTOMOVIL**

CAMRY	2002	V6, 3.0 L		K060408	K040347	K060408		
COROLLA	2002	4 CIL. 1.8 L, C/AA	K060744					
COROLLA	2002	4 CIL. 1.8 L, S/AA	K060605					

**TOYOTA - CAMIONETA**

MODELO	AÑO	MOTOR	SERP	ALT	DH	AA	BA	VENT
4 RUNNER	2002	V6, 3.4 L		K040413	K040420	K040344		K040413

**VAM - AUTOMOVIL**

AMERICAN ECD	73-83	6 CIL.4.6 L		7440 GS	8470 GS			
AMERICAN GFS	77-83	6 CIL.4.6 L		6294 GS	8470 GS	8573 GS		
GREMLIN	77-83	6 CIL.4.2 L, C/AA		6294 GS	8470 GS	8573 GS		
GREMLIN	77-83	6 CIL.4.2 L, S/AA		7440 GS	8470 GS			



**VAM - AUTOMOVIL**

MARCA	ANO	MOTOR Y CARACTERISTICAS	SERP	ALT	DH	AA	BA	VENT.
PACER	1977	6 CIL4.2 L, C/AA, C/DH		6417 GS	8470 GS	8251 GS		
PACER	77-78	6 CIL4.2 L, S/AA, C/DH		7440 GS	8470 GS			
PACER	78-79	6 CIL4.2 L		6294 GS		8573 GS		
RALLYAMX GT	78-83	6 CIL4.6 L, C/AA, C/DH		6294 GS	8470 GS	8573 GS		
RALLYAMX GT	78-83	6 CIL4.6 L, S/AA, C/DH		7440 GS	8470 GS			
LERMA	81-82	6 CIL4.6 L, C/AA, C/DH		6294 GS	8470 GS	8573 GS		
LERMA	81-82	6 CIL4.6 L, S/AA, C/DH		7440 GS	8470 GS	8573 GS		

**VAM - CAMIONETA**

JEEPCJ-7	81-86	6 CIL4.6 L		6450 GS	8470 GS			
JEEPCJ-8	1983	6 CIL4.2 L		6450 GS	8470 GS			
JEEP J-100 MILITAR	78-83	6 CIL4.2 L		6450 GS	8470 GS			
WAGONEER J-100	76-79	6 CIL4.6 L, C/AA, C/DH		6377 GS	8470 GS	A28		
WAGONEER	80-86	6 CIL4.6 L, C/AA, C/DH		6563 GS	8470 GS	A28		
WAGONEER	80-86	6 CIL4.6 L, S/AA, C/DH		6450 GS	8470 GS			

**VOLKSWAGEN - AUTOMOVIL**

ATLANTIC	81-86	4LT, 1.7 L		6377 GS				
BEETLE	98-02	4LT, 2.0 L, MPFI, C/AA, C/DH	6DPK1200					
BEETLE GLS	2000	4LT, 2.0 L, MPFI, C/AA, C/DH		K060454	6294 GS			
BEETLE GLS	2000	4LT, 2.0 L, MPFI, S/AA, C/DH		K060385	6294 GS			
BEETLE TURBO	00-02	4LT, 2.0 L, MPFI, C/AA, C/DH	6DPK1200					
BRASILIA	74-82	4CO, 1.6 L		6362 GS 7362 GS 8234				
CABRIO	99-02	4LT, 2.0 L, MPFI		K060455	7295		7295	
CABRIO	99-02	4LT, 2.0 L, MPFI, S/AA		K060385			K060385	
CABRIO GL, GLS	2000	4LT, 2.0 L, MPFI, C/AA, C/DH		K060454	6294 GS			
CABRIO GL, GLS	2000	4LT, 2.0 L, MPFI, S/AA, C/DH		K060385	6294 GS			
CARIBE	77-87	4LT, 1.6 L		6377 GS				
CARIBE	80-83	4LT, 1.6 L, DIESEL		6340 GS				
CORSAR	84-85	4LT, 1.8 L, S/AA, C/DH		6377 GS	8324 GS			
CORSAR CD	86-87	4LT, 1.8 L, S/AA, C/DH		6377 GS	8324 GS			
CORSAR GL	86-87	4LT, 1.8 L, C/AA, C/DH		6377 GS	6294 GS	8380 GS		
CORSAR VARIANT	86-87	4LT, 1.8 L, C/AA, C/DH		6377 GS	8324 GS	8380 GS		
DERBY	95-96	4LT, 1.8 L, C/AA, C/DH		K060454	7306 GS		6294 GS	
DERBY	99-01	4LT, 1.8 L, C/AA, C/DH		K060365	7306 GS			
DERBY	99-01	4LT, 1.8 L, S/AA, C/DH		K060365	7277 GS			
DERBYCL	1996	4LT, 1.8 L, C/AA, C/DH		K060454	7306 GS		6294 GS	
GOLF	92-99	4LT, 1.8 L, C/AA, C/DH		K060454	7306 GS			
GOLF	93-99	4LT, 1.8 L, S/AA, C/DH		K060355	7277 GS			
GOLF	87-91	4LT, 1.8 L, S/AA, C/DH		6370 GS	8324 GS			
GOLF	96-98	4LT, 2.0 L, S/AA, S/DH		K060408				340J2
GOLF	94-95	4LT, 2.0 L, S/AA, C/DH, C/120 AMP		K060355	7277 GS			340J2
GOLF	94-95	4LT, 2.0 L, S/AA, C/DH, S/120 AMP		K060385	7277 GS			340J2
GOLF	94-00	4LT, 2.0 L, C/AA, C/DH		K060454	6294 GS			340J2
GOLF	99-00	4LT, 2.0 L, C/AA, C/DH		K060454	6294 GS			340J2
GOLF	99-00	4LT, 2.0 L, MPFI, S/AA; S/Micro-V doble		K060385			K060385	
GOLF	99-00	4LT, 2.0 L, MPFI, S/Micro-V doble		K060455	7295		7295	
GOLF	99-03	4LT, 2.0 L, MPFI	6DPK1200					
GOLF	99-00	4LT, 2.0 L, S/AA, S/DH		K060385 K060408				340J2
GOLF	1992	4LT, 1.8 L, S/AA, C/DH		6370 GS	K060355	7277 GS	8324 GS	
GOLF GLX VR6	98-00	V6, 2.8 L, DOHC TURBO, C/AA, C/DH		K060739				
GTI	00-02	4 CIL. 2.0 L	6DPK1200					
GTI	99-00	4 CIL. 2.0 L, S/AA; S/Micro-V doble		K060385			K060385	
GTI	99-00	4 CIL. 2.0 L, S/Micro-V doble		K060455	7295		7295	
JETTA	92-99	4LT, 1.8 L, C/AA, C/DH		K060454	7306 GS			
JETTA	92-99	4LT, 1.8 L, S/AA, C/DH		K060355	7277 GS			
JETTA	94-98	4LT, 2.0 L, C/AA, C/DH		K060454	7306 GS			340J2
JETTA	00-03	4LT, 2.0 L	6DPK1200					
JETTA	94-95	4LT, 2.0 L, S/AA, C/DH, Alt 120 AMP		K060355	7277 GS			340J2
JETTA	94-95	4LT, 2.0 L, S/AA, C/DH, Exc Alt120 A		K060385	7277 GS			340J2
JETTA	96-00	4LT, 2.0 L, S/AA, S/DH		K060408				340J2
JETTA	99-00	4LT, 2.0 L, S/AA, S/DH		K060385				340J2
JETTA	99-00	4LT, 2.0 L, C/AA, C/DH		K060441				
JETTA	99-00	4LT, 2.0 L, S/Micro-V doble		K060454	7306 GS			340J2
JETTA	1993	4LT, 1.8 L		K060455	7295		7295	
JETTA	1993	4LT, 1.8 L		6340 GS	7277 GS			

**VOLKSWAGEN - AUTOMOVIL**

MARCA	AÑO	MOTOR Y CARACTERISTICAS	SERP	ALT	DH	AA	BA	VENT.
JETTA GL	87-92	4LT, 1.8 L		7250	8324 GS	8380 GS		
JETTA GLI	87-92	4LT, 1.8 L		6340 GS	8324 GS	8380 GS		
JETTA GLI	1991	4LT, 1.8 L, C/AA		7250	6294 GS	8380 GS		
JETTGLX VR6	92-98	V6, 2.8 L, C/AA, C/DH	K070535					
JETTGLX VR6	92-98	V6, 2.8 L, S/AA, C/DH	K070505					
JETTGLX VR6	98-00	V6, 2.8 L, DOHC TURBO, C/AA, C/DH		K060739				
JETTA GX	87-92	4LT, 1.8 L		7250	8324 GS	8371 GS		
PASSAT VR6	91-96	V6, 2.8 L, C/AA, C/DH	7DPK1363					
PASSAT	94-95	4LT, 2.0 L, S/AA, C/Alt 120 Amp		K060385	7277 GS			
PASSAT	94-95	4LT, 2.0 L, S/AA, Exc. Alt 120 Amp		K060355	6294 GS			
PASSAT	98-01	V6, 2.8 L, DOHC TURBO	K060739					
PASSAT	99-00	4 CIL. 1.8 L, DOHC TURBO, C/AA, C/DH		K050510	7208	K040338		
PASSAT	2001	4 CIL. 1.8 L, DOHC TURBO		K050510	7208			
					K050510	K040338		K050510
POINTER	98-01	4 CIL. 1.8 L, MFI, S/AA, S/DH		7371 GS				
POINTER	99-01	4 CIL. 1.8 L, MFI, C/AA, C/DH	K060888					
POINTER	99-01	4 CIL. 1.8 L, MFI, S/AA, C/DH	K060590					
POINTER STATION WAGON	99-01	4 CIL. 1.8 L, MFI, C/AA, C/DH	K060888					
POINTER STATION WAGON	99-00	4 CIL. 1.8 L, MFI, S/AA, C/DH	K060590					
SAFARI	74-78	4CO, 1.6 L		6362 GS				
				7362 GS				
				8234				
SEDAN	74-01	4CO, 1.6 L		6362 GS				
				7362 GS				
				8234				

**VOLKSWAGEN - CAMIONETA**

CARAVELLE	89-95	4 CIL. 1.8 L, C/RAD		6370 GS				
CARAVELLE	1996	4 CIL. 1.8 L, C/RAD	K060895					
COMBI	88-95	4 CIL. 1.8 L, C/RAD		6370 GS				
COMBI	96-01	4 CIL. 1.8 L, C/RAD		K060365				
COMBI	74-87	4CO, 1.6 L		6362 GS				
				7362 GS				
				8234				
EUROVAN	01-03	5 CIL. 2.5 L		K060532				
HORMIGA	77-78	4CO, 1.6 L		7362 GS				
PANEL	88-95	4 CIL. 1.8 L, C/RAD		6370 GS				
PANEL	96-01	4 CIL. 1.8 L, C/RAD		K060365				
PANEL	74-87	4CO, 1.6 L		6362 GS				
				7362 GS				
				8234				
POINTER PIC K-UP	99-01	4 CIL. 1.8 L, MFI, C/AA, C/DH	K060888					
POINTER PIC K-UP	99-01	4 CIL. 1.8 L, MFI, S/AA, C/DH	K060590					
POINTER PIC K-UP	99-01	4 CIL. 1.8 L, MFI, S/AA, S/DH		7371 GS				
SHARAN	02-03	4 CIL. 1.8 L, MFI, C/AA, C/DH	6DPK1200					

**VOLVO**

S40	00-01	2.0 LB419, 4 CIL. B4204T	6DPK1838					
V40	2000	2.0 LB419, 4 CIL. B4204T	6DPK1838					



## AUDI - AUTOMOVIL

MODELO	AÑO	MOTOR	TENSOR	POLEA LOCA	POLEA TENSOR
A4 QUATTRO	98-01	4 CIL. 1.8 L	38151		
A4	98-01	4 CIL. 1.8 L	38151		
TT	2000	4 CIL. 1.8 L	38148		

## CHRYSLER - AUTOMOVIL

300M	99-00	V6, 3.5 L, SOHC, SMPI		38020	
CIRRUS	2000	4 CIL. 2.0 L		38020	
CIRRUS	97-00	4 CIL. 2.4 L, MPFI		38020	
CIRRUS	96-00	V6, 2.5 L, SOHC SMPI		38020	
CONCORDE	99-00	V6, 2.7 L			38021
CONCORDE	99-01	V6, 3.2 L, SMPI, SOHC		38020	
CONCORDE	93-94	V6, 3.5 L		38003	
				38020	
CONCORDE	95-97	V6, 3.5 L		38020	
CORDOBA	82-84	6 CIL. 3.7 L		38003	
GRAND VOYAGER	91-93	V6, 3.3 L, OHV	38113		38020
GRAND VOYAGER	94-99	V6, 3.8 L	38113		38020
INTREPID	98-02	V6, 2.7 L			38021
INTREPID	98-00	V6, 3.2 L, ILSOHC SMPI		38020	
INTREPID	94-96	V6, 3.3 L, OHV		38003	
INTREPID	94-00	V6, 3.5 L		38020	
INTREPID	1997	V6, 3.5 L		38004	
				38020	
NEW YORKER	85-88	4 CIL. 2.2 L		38003	
NEW YORKER	92-93	V6, 3.3 L	38113		38020
SEBRING	1997	4 CIL. 2.4 L		38020	
SHADOW	1989	4 CIL. 2.2 L		38003	
				38004	
SHADOW	1990	4 CIL. 2.2 L		38003	
SHADOW	1989	4 CIL. 2.5 L		38003	
				38004	
SHADOW	90-94	4 CIL. 2.5 L		38003	
SPIRIT	90-95	4 CIL. 2.5 L		38003	
STRATUS	95-00	4LT, 2.0 L		38020	
STRATUS	95-00	4LT, 2.4 L, DOHC MPFI		38020	
STRATUS	99-00	V6, 2.5 L		38020	
TOWN & COUNTRY	99-00	V6, 3.8 L, SOHC, SMPI	38113		
TOWN & COUNTRY	01-02	V6, 3.8 L, SOHC, SMPI		38021	
VOYAGER T & C	95-00	V6, 3.8 L	38113	38020	
VOYAGER	94-99	V6, 3.3 L	38113		38020
VOYAGER	1998	V6, 3.3 L	38113	38020	38020
VOYAGER	2000	V6, 3.3 L	38113	38001	38020
VOYAGER	2002	V6, 3.3 L		38021	
VOYAGER	1999	V6, 3.8 L	38113		
LE BARON	83-87	4 CIL. 2.2 L		38003	
LE BARON	92-94	4 CIL. 2.5 L		38003	

## CHRYSLER - CAMIONETA

D-150	92-93	V6, 3.9 L		38116	38016
D-150	81-83	V8, 5.2 L		38003	
D-150	1981	V8, 5.9 L		38003	
D-150	82-83	V8, 5.9 L, C/ALT100 A S/DH		38003	
D-250	92-93	V8, 5.9 L	38116		38016
D-350	1981	V8, 5.9 L		38003	
D-350	92-93	V8, 5.9 L	38116		38016
D-350	82-83	V8, 5.9 L, C/ALT100 A S/DH		38003	
DURANGO	99-00	V8, 5.2 L, MAGNUM	38116		38016
DURANGO	98-02	V8, 5.9 L, MAGNUM	38116		38016
DURANGO	99-02	V8, 3.7 L, MAGNUM	38167		38016
DURANGO	99-02	V8, 4.7 L, MAGNUM	38167		38016
RAM 1500	94-01	V6, 3.9 L, MPFI	38116		38016
RAM 2500 4X4	2002	V8, 5.9 L			38016
RAM 2500 4X4	2002	V8, 5.9 L, L.D. Motor Z	38116		
RAM 2500	97-01	V8, 5.2 L	38116		38016
RAM 2500	94-95	V8, 5.9 L	38116		38016
RAM 2500	96-02	V8, 5.9 L			38016
RAM 2500	96-01	V8, 5.9 L, MOTOR SERIE Z	38116		

## CHRYSLER - CAMIONETA

MODELO	AÑO	MOTOR	TENSOR	POLEA LOCA	POLEA TENSOR
RAM 2500	2002	V8, 5.9 L, L.D. Motor Z	38116		
RAM 3500	94-95	V8, 5.9 L	38116		38016
RAM 3500	96-02	V8, 5.9 L			38016
RAM 3500	96-02	V8, 5.9 L, MOTOR SERIE Z	38116		
RAM 4000	1995	V8, 5.9 L	38116		38016
RAM 4000	96-02	V8, 5.9 L			38016
RAM 4000	96-02	V8, 5.9 L, MOTOR SERIE Z	38116		
RAM CHARGER	92-93	V8, 5.9 L	38116		38016
RAM MAXI VAN 1500	99-02	V6, 3.9 L	38116		38016
RAM MAXI VAN 2500	96-02	V8, 5.2 L	38116		38016
RAM MAXI VAN 3500	96-02	V8, 5.9 L	38116		38016
RAM MAXI WAGON 3500	1996	V8, 5.2 L	38116		38016
RAM MAXI WAGON 3500	96-02	V8, 5.9 L	38116		38016
RAM SERIES PICKUP	99-02	6 CIL. 5.9 L Diesel	38157		
RAM VAN 1500	95-02	V6, 3.9 L	38116		38016
RAM VAN 2500	2002	V8, 5.2 L	38116		38016
RAM VAN 3500	96-02	V8, 5.9 L	38116		38016
RAM W2500	95-98	V8, 5.9 L	38116		38016
RAM WAGON 1500	97-01	V8, 5.2 L	38116		38016
RAM WAGON 2500	97-01	V8, 5.2 L	38116		38016
RAM WAGON 2500	94-95	V8, 5.9 L	38116		38016
RAM WAGON 3500	2002	V8, 5.9 L	38116		38016

## FORD - AUTOMOVIL

AEROSTAR	90-94	V6, 3.0 L			38015
AEROSTAR	95-97	V6, 3.0 L	38114		38015 38006
AEROSTAR	90-95	V6, 4.0 L		38134	38002
AEROSTAR	96-97	V6, 4.0 L	38102		38001 38008
CONTINENTAL	97-99	V8, 4.6 L			38006
CONTOUR	96-97	4LT, 2.0 L, ZETEC DOHC			38001
CONTOUR	1998	4LT, 2.0 L, ZETEC DOHC, Feb. 98 Y ANT.			38006
CONTOUR	98-00	4LT, 2.0 L, ZETEC DOHC, Mar. 98 Y POST.			38018
CONTOUR	96-00	V6, 2.5 L, DURATEC, DOHC			38001 38006
COUGAR	89-90	V6, 3.8 L, (ASP. NORMAL)	38127		
COUGAR	1988	V6, 3.8 L			38006
COUGAR	94-95	V8, 4.6 L	38132		38006
COUGAR	1991	V8, 5.0 L			38001
CROWN VICTORIA	1999	V8, 4.6 L	38132		
ESCORT	94-96	4 CIL. 1.9 L	38129		38001
ESCORT	97-01	4 CIL. 2.0 L			38001
ESCORT	98-00	4 CIL. 2.0 L	38162		38001 38006
ESCORT	1999	4 CIL. 2.0 L	38162		38001 38006
ESCORT	00-01	4 CIL. 2.0 L, C/AA	38162		38006
ESCORT	99-00	4 CIL. 2.0 L, DOHC	38162		
ESCORT	99-00	4 CIL. 2.0 L, SOHC	38171		
FOCUS	00-02	4 CIL. 2.0 L, ZETEC, SOHC, DOHC	38018		
GRAND MARQUIS	1982	V8, 4.2 L	38121		38006
GRAND MARQUIS	1992	V8, 4.6 L			38006
GRAND MARQUIS	93-99	V8, 4.6 L	38132		38006
GRAND MARQUIS	1992	V8, 4.6 L, Jun. 24, 92 Y POST.			38132
GRAND MARQUIS	1982	V8, 5.0 L			38006
GRAND MARQUIS	83-84	V8, 5.0 L	38121		38006
MARK VIII	94-96	V8, 4.6 L	38132		38006
MUSTANG	99-01	V6, 3.8 L	38127		38006 38009
MUSTANG	96-99	V8, 4.6 L	38132		38006
MUSTANG	2000	V8, 4.6 L			38006
MUSTANG	2001	V8, 4.6 L, Inner			38006
MUSTANG	82-84	V8, 5.0 L	38121		38006
MYSTIQUE	1995	4LT, 2.0 L, ZETEC DOHC			38001
MYSTIQUE	99-00	4LT, 2.0 L, ZETEC DOHC			38018
MYSTIQUE	95-00	V6, 2.5 L			38001 38006
SABLE	96-00	V6, 3.0 L, DOHC			38006
SABLE	2001	V6, 3.0 L, Flex	38114		38001 38006
SABLE	1996	V6, 3.0 L, OHV	38114		38006
SABLE	97-01	V6, 3.0 L, OHV	38114		38001 38006
SABLE	2002	V6, 3.0 L, OHV, S/motor HV	38114		38001 38006





**FORD - AUTOMOVIL**

MODELO	AÑO	MOTOR	TENSOR	POLEA LOCA	POLEA TENSOR
SABLE	94-95	V6, 3.8 L	38139	38006	38009
TAURUS	1988	V6, 3.8 L	38139		38009
TAURUS	89-90	V6, 3.8 L	38139	38007	38009
TAURUS	1991	V6, 3.8 L	38139	38006	38009
THUNDERBIRD	1989	V6, 3.8 L, (ASP. NORMAL)	38127		38009
THUNDERBIRD	90-93	V6, 3.8 L, (ASP. NORMAL)	38127	38007	38009
THUNDERBIRD	91-92	V6, 3.8 L, (ASP. NORMAL)			38006
THUNDERBIRD	1994	V6, 3.8 L, (ASP. NORMAL)	38127	38001	38009
THUNDERBIRD	90-94	V6, 3.8 L, SC			38023
THUNDERBIRD	95-96	V8, 4.6 L	38132	38006	
THUNDERBIRD	1992	V8, 5.0 L		38007	
TOPAZ	1988	4 CIL. 2.3 L			38006
					38007
TOPAZ	1989	4 CIL. 2.3 L	38117		38015
TOPAZ	90-91	4 CIL. 2.3 L	38117		38015
TOPAZ	92-94	4 CIL. 2.3 L			38006
TOPAZ	1994	4 CIL. 2.3 L			38006
TOPAZ	1989	4 CIL. 2.3 L	38168		
TOWN CAR	91-92	V8, 4.6 L			38006
TOWN CAR	93-99	V8, 4.6 L	38132	38006	
TOWN CAR	1992	V8, 4.6 L, Jun. 24, 92 YPOST.	38132		
WINDSTAR	1995	V6, 3.8 L, OHV	38139	38006	38009
WINDSTAR	96-97	V6, 3.8 L, OHV	38139	38005	38009
WINDSTAR	1998	V6, 3.8 L, OHV		38001	38008
WINDSTAR	99-02	V6, 3.8 L, OHV	38150	38001	38008
ZX2	01-02	4 CIL. 2.0 L	38162		
LS	00-01	V6, 3.0 L		38001	
LS	2000	V8, 3.9 L		38001	
LS	2002	V8, 3.9 L		38001	38001

**FORD - CAMIONETA**

E SERIES VAN	99-02	V6, 4.2 L	381 38		38007
E SERIES VAN	99-02	V6, 4.2 L, C/AA		38001	
E SERIES VAN	99-01	V8, 4.6 L		38022	38023
E SERIES VAN	99-01	V8, 4.6 L, C/AA	38133		
E SERIES VAN	99-02	V8, 5.4 L		38022	38023
E SERIES VAN	99-02	V8, 5.4 L, C/AA	38133		
E SERIES VAN	00-01	V8, 5.4 L, CNG		38022	38023
E SERIES VAN	00-01	V8, 5.4 L, CNG, C/AA	38133		
ESCAPE	01-02	4 CIL. 2.0 L		38018	38008
EXCURSION	00-01	V10, 6.8 L	38133	38022	38023
EXCURSION	2002	V10, 6.8 L		38022	
EXCURSION	2002	V10, 6.8 L, C/AA	38133		
EXCURSION	2002	V10, 6.8 L, LISA			38023
EXCURSION	2000	V8, 5.4 L	38133		38023
EXCURSION	2001	V8, 5.4 L		38022	38023
EXCURSION	2001	V8, 5.4 L, C/AA	38133		
EXPEDITION	1997	V8, 4.6 L	38133	38022	38023
EXPEDITION	98-01	V8, 4.6 L		38022	38023
EXPEDITION	2002	V8, 4.6 L		38022	
EXPEDITION	99-02	V8, 4.6 L, C/AA	38133		
EXPEDITION	2002	V8, 4.6 L, LISA			38023
EXPEDITION	97-98	V8, 5.4 L, TRITON	38133		38023
EXPEDITION	99-00	V8, 5.4 L, TRITON	38133	38022	38023
EXPEDITION	2001	V8, 5.4 L, TRITON		38022	38023
EXPEDITION	2002	V8, 5.4 L, TRITON		38022	
EXPEDITION	01-02	V8, 5.4 L, TRITON, C/AA	38133		
EXPEDITION	2002	V8, 5.4 L, TRITON, LISA			38023
EXPLORER SPORT TRAC	2001	V6, 4.0 L, SOHC	38137	38001	38008
EXPLORER	91-92	V6, 4.0 L, SOHC	38134	38002	
EXPLORER	1993	V6, 4.0 L, SOHC	38102	38002	38008
EXPLORER	94-99	V6, 4.0 L, SOHC	38102	38001	38008
EXPLORER	00-02	V6, 4.0 L, SOHC	38137	38001	38008
EXPLORER	2002	V8, 4.6 L, LISA		38022	
EXPLORER	1996	V8, 5.0 L		38007	38002
EXPLORER	1997	V8, 5.0 L		38006	38002
EXPLORER	98-01	V8, 5.0 L		38001	38002
				38006	

**FORD - CAMIONETA**

MODELO	AÑO	MOTOR	TENSOR	POLEA LOCA	POLEA TENSOR
F SERIES PICKUP	99-01	V6, 4.2 L, SPI, C/AA			38001
F SERIES PICKUP	2002	V8, 5.4 L, TRITON			38022 38023
F SERIES PICKUP	2002	V8, 5.4 L, TRITON, C/AA	38133		
F-150	95-96	6 CIL, 4.9 L	38131		38022
F-150	98-02	V6, 4.2 L, SPI	381 38		38007
F-200	87-91	V8, 5.0 L	38115		38007
F-200	90-91	V8, 5.0 L, C/AADE FABRICA			38015
F-200	1991	V8, 5.0 L, C/ALT60 A			38007
F-200	88-90	V8, 5.8 L	38115		38007
F-200	1991	V8, 5.8 L	38115		38007 38007
F-200	90-91	V8, 5.8 L, C/AADE FABRICA			38006
F-200	90-91	V8, 5.8 L, C/ALT60 A			38007
F-250 LOBO	99-01	V8, 5.4 L, TRITON, C/AA	38133		38022 38023
F-250	98-01	V8, 4.6 L			38022 38023
F-250	98-01	V8, 4.6 L, C/AA	38133		
F-250	1992	V8, 5.0 L, C/AADE FABRICA	38115		38015 38007
F-250	93-96	V8, 5.0 L, C/AADE FABRICA	38123		38015 38006
F-250	1992	V8, 5.0 L, C/ALT60 A	38115		38007
F-250	93-96	V8, 5.0 L, C/ALT60 A	38123		38007 38006
F-350	87-92	V8, 5.0 L	38115		38007
F-350	90-92	V8, 5.0 L, C/AADE FABRICA	38115		38015 38007
F-350	93-96	V8, 5.0 L, C/AADE FABRICA	38123		38015 38006
F-350	93-96	V8, 5.0 L, C/ALT60 A	38123		38007 38006
F-350	99-01	V8, 5.4 L, TRITON			38022 38023
F-350	99-01	V8, 5.4 L, TRITON, C/AA	38133		
F-350	1996	V8, 5.8 L	38123		38006
F-350	1992	V8, 5.8 L, C/AADE FABRICA	38115		38006 38007
F-350	93-95	V8, 5.8 L, C/AADE FABRICA	38123		38006
F-350	1992	V8, 5.8 L, C/ALT60 A	38115		38007
F-350	93-95	V8, 5.8 L, C/ALT60 A	38123		38007 38006
F-350	96-97	V8, 5.8 L, C/ALT60 A			38007
F-450 SUPER DUTY	99-01	V10 6.8 L	38133		38022 38023
F-450 SUPER DUTY	1997	V8, 7.5 L	38140		38001
LOBO	2002	V8, 5.4 L			38022
LOBO	2002	V8, 5.4 L, C/AA	38133		
LOBO	2002	V8, 5.4 L, LISA			38023
NAVIGATOR	98-02	V8, 5.4 L	38133		38022 38023
RANGER	96-02	4 CIL. 2.3 L			38006
RANGER	96-97	4 CIL. 2.3 L, C/AA			38009
RANGER	99-01	4 CIL. 2.5 L			38001 38006
RANGER	96-00	V6, 3.0 L	38114		38006
RANGER	2001	V6, 3.0 L	38114		
RANGER	2002	V6, 3.0 L	38114		38006 38006
RANGER	99-01	V6, 3.0 L, Flex	38114		38001 38006
RANGER	99-00	V6, 4.0 L	38102		38001 38008
RANGER	2001	V6, 4.0 L	38137		38001 38008
SERIE F SUPERDUTY	2002	V10 6.8 L			38022
SERIE F SUPERDUTY	2002	V10 6.8 L, C/AA	38133		
SERIE F SUPERDUTY	2002	V10 6.8 L, LISA			38023
SERIE F SUPERDUTY	2002	V8, 5.4 L			38022
SERIE F SUPERDUTY	2002	V8, 5.4 L, C/AA	38133		
SERIE F SUPERDUTY	2002	V8, 5.4 L, LISA			38023
SERIE F SUPERDUTY	2002	V8, 7.3 L, Diesel, LISA			38023
SERIE F SUPERDUTY	99-00	V10 6.8 L			38022 38023
SERIE F SUPERDUTY	99-00	V10 6.8 L, C/AA	38133		
SERIE F SUPERDUTY	99-01	V8, 5.4 L			38022 38023
SUPERDUTYPICKUP	99-01	V8, 5.4 L, C/AA	38133		
SUPERDUTYPICKUP	99-01	V8, 7.3 L, Diesel			38023
SUPER DUTYVAN	99-01	V10 6.8 L			38022 38023
SUPER DUTYVAN	99-01	V10 6.8 L, C/AA	38133		
SUPER DUTYVAN	2001	V6, 4.2 L	381 38		38007
SUPER DUTYVAN	2001	V6, 4.2 L, C/AA			38001
SUPER DUTYVAN	1999	V8, 5.4 L			38022 38023
SUPER DUTYVAN	2000	V8, 5.4 L			38023
SUPER DUTYVAN	99-00	V8, 5.4 L, C/AA	38133		
SUPER DUTYVAN	99-01	V8, 7.3 L, Diesel			38023



# TENSORES Y POLEAS

# Catálogo de Aplicaciones 2003 para Automóviles y Camionetas

## GENERAL MOTORS - AUTOMOVIL

MODELO	AÑO	MOTOR	TENSOR	POLEA LOCA	POLEA TENSOR
BONNEVILLE	1994	V6, 3.8 L, (ASP. NORMAL)	38126		38015
BONNEVILLE	95-96	V6, 3.8 L, (ASP. NORMAL)	38152		38015
BONNEVILLE	97-98	V6, 3.8 L, (ASP. NORMAL)			38015
BONNEVILLE	1999	V6, 3.8 L, (ASP. NORMAL)			38006
BONNEVILLE	97-98	V6, 3.8 L	38152		
BONNEVILLE	99-02	V6, 3.8 L, C/Supercargador		38007	38009
BONNEVILLE	94-95	V6, 3.8 L, SC		38006	
BONNEVILLE	96-01	V6, 3.8 L, SC		38007	
CAMARO Z28	1995	V8, 5.7 L	38145	38009	38001
CAMARO Z28	96-97	V8, 5.7 L	38145		38001
CAMARO Z28	98-02	V8, 5.7 L		38006	38008
CAMARO Z28	2000	V8, 5.7 L, GEN III OHV SFI		38006	38008
CAMARO	1995	V6, 3.4 L	38145	38009	38001
CATERA	97-01	V6, 3.0 L, MFI			38009
CAVALIER	95-97	4 CIL. 2.2 L	38110		
CAVALIER	1995	4 CIL. 2.3 L	38146		38011
CAVALIER	96-98	4 CIL. 2.4 L	38146		38011
CAVALIER	1998	4LT, 2.2 L, MFI	38164		38015
CAVALIER	99-01	4LT, 2.2 L, MFI	38164	38011	38015
CAVALIER	2002	4LT, 2.2 L, MFI	38164	38011	38011
CAVALIER	93-94	V6, 3.1 L	38105		38007
CAVALIER	1993	V6, 3.1 L, S/AA	38105	38009	38007
CELEBRITY	87-89	V6, 2.8 L	38105		38007
CELEBRITY	87-89	V6, 2.8 L, S/AA	38105	38009	38007
CENTURY	87-88	V6, 2.8 L	38105	38009	38007
CENTURY	94-97	V6, 3.1 L	38105		38007
CENTURY	98-00	V6, 3.1 L	38105		38001
CORVETTE	91-96	V8, 5.7 L, GEN III OHV SFI			38015
CORVETTE	92-93	V8, 5.7 L, GEN III OHV SFI		38009	38015
CORVETTE	97-02	V8, 5.7 L, GEN III OHV SFI		38006	38008
CORVETTE	1993	V8, 5.7 L, GEN III OHV SFI,		38015	
CTS	2003	V6, 3.2 L			38009
CUTLASS EUROSPO	87-89	V6, 2.8 L	38105		38007
CUTLASS	87-89	V6, 2.8 L	38105		38007
CUTLASS	89-96	V6, 3.1 L	38105		38007
CUTLASS	1998	V6, 3.1 L	38104	38006	38009
CHEVY	94-01	4 CIL. 1.6 L	38154		
DEVILLE	99-01	V8, 4.6 L, NORTHSTAR	38153		38025
DEVILLE	2002	V8, 4.6 L, NORTHSTAR		38006	
DEVILLE	2002	V8, 4.6 L, NORTHSTAR, BOMBA DE AGUA			38025
DEVILLE	2002	V8, 4.6 L, NORTHSTAR, SERPENTIN	38153		38006
DEVILLE	91-94	V8, 4.9 L			38007
DEVILLE	1991	V8, 4.9 L		38020	
DEVILLE	1992	V8, 4.9 L		38020	38001
DEVILLE	1993	V8, 4.9 L		38020	38007
EIGHTYEIGHT	1995	V6, 3.8 L, (ASP. NORMAL)	38152		38015
EIGHTYEIGHT	92-94	V6, 3.8 L	38126	38027	
EIGHTYEIGHT	1999	V6, 3.8 L, C/Supercargador		38007	
EIGHTYEIGHT				38009	
EIGHTYEIGHT	1995	V6, 3.8 L, SC		38006	38006
ELDORADO	1994	V8, 4.6 L	38153	38001	38006
ELDORADO	95-97	V8, 4.6 L	38153	38001	38006
ELDORADO				38025	
ELDORADO	98-01	V8, 4.6 L	38153	38006	38006
ELDORADO				38025	
ELDORADO	2002	V8, 4.6 L	38153		38025
FIREBIRD TRANS AM	1997	V8, 5.7 L	38145		38001
FIREBIRD TRANS AM	98-02	V8, 5.7 L		38006	38008
GRANDAM	2002	4 CIL. 2.2 L			38011
GRANDAM	1999	4 CIL. 2.4 L, 1er diseño	38146		38011
GRANDAM	99-02	V6, 3.4 L	38104	38006	38009
GRAND PRIX	1997	V6, 3.1 L	38105		38007
GRAND PRIX	98-02	V6, 3.1 L	38105		38001
GRAND PRIX	97-98	V6, 3.8 L, (ASP. NORMAL)			38015
GRAND PRIX	99-01	V6, 3.8 L, (ASP. NORMAL)			38006
GRAND PRIX	99-02	V6, 3.8 L, C/Supercargador		38007	
				38009	

## GENERAL MOTORS - AUTOMOVIL

MODELO	AÑO	MOTOR	TENSOR	POLEA LOCA	POLEA TENSOR
GRAND PRIX	97-98	V6, 3.8 L, SC	38152	38007	38006
GRAND PRIX				38009	
GRAND PRIX	99-01	V6, 3.8 L, SC		38007	38006
GRAND PRIX					38009
IMPALA	00-02	V6, 3.4 L, MFI	38105		38001
IMPALA	00-02	V6, 3.8 L			38006
MALIBU	97-98	4 CIL. 2.4 L	38146		38011
MALIBU	97-02	V6, 3.1 L	38104	38006	38009
MONZA	94-01	4 CIL. 1.6 L	38154		
REGAL	94-95	V6, 3.8 L	38126	38027	
REGAL	1996	V6, 3.8 L	38152		38015
SEVILLE	1994	V8, 4.6 L		38001	38006
SEVILLE	95-97	V8, 4.6 L		38001	38006
SEVILLE				38025	
SEVILLE	1998	V8, 4.6 L		38006	38006
SEVILLE				38025	
SEVILLE	99-01	V8, 4.6 L	38153	38006	38006
SEVILLE				38025	
SEVILLE	2002	V8, 4.6 L			38006
SEVILLE	2002	V8, 4.6 L, BOMBADEAGUA			38025
SEVILLE	2002	V8, 4.6 L, SERPENTIN	38153		38006
SILHOUETTE	91-92	V6, 3.1 L	38105		38007
SILHOUETTE	1994	V6, 3.8 L	38126	38027	
SILHOUETTE	1995	V6, 3.8 L	38126	38005	
SUNFIRE	96-97	4 CIL. 2.2 L	38110		
SUNFIRE	1998	4 CIL. 2.2 L	38164		38015
SUNFIRE	99-01	4 CIL. 2.2 L	38164	38011	38015
SUNFIRE	2002	4 CIL. 2.2 L	38164	38011	38011
SUNFIRE	1995	4 CIL. 2.3 L	38146		38011
SUNFIRE	97-98	4 CIL. 2.4 L	38146		38011
VENTURE	1997	V6, 3.4 L, SFI	38105		38007
VENTURE	1998	V6, 3.4 L, SFI	38105		38001
VENTURE	99-02	V6, 3.4 L, SFI	38104	38006	38009
LSS	1999	V6, 3.8 L, C/Supercargador		38007	38009
LUMINAAPV	1996	V6, 3.4 L	38105		38007
LUMINAAPV	1995	V6, 3.8 L	38126		38005
LUMINA	91-95	V6, 3.4 L	38105		38027

## GENERAL MOTORS - CAMIONETA

MODELO	AÑO	MOTOR	TENSOR	POLEA LOCA	POLEA TENSOR
AVALANCHE	2002	V8, 5.3 L		38001	38009
AVALANCHE	2002	V8, 5.3 L, Aire Acondicionado	38159		
AVALANCHE	2002	V8, 5.3 L, Serpentin	38158		
AVALANCHE	2002	V8, 8.1 L		38001	38009
AZTEK	01-02	V6, 3.4 L	38104	38006	38009
BLAZER	96-98	V6, 4.3 L	38103	38001	38008
BLAZER	1995	V6, 4.3 L, C/AA	38108	38006	38001
BLAZER	1995	V6, 4.3 L, S/AA	38108	38024	38001
BLAZER	96-98	V6, 4.3 L, S/AA	38103	38008	38008
BLAZER	1999	V6, 4.3 L, VORTEC SFI OHV	38103	38001	38008
BLAZER	00-02	V6, 4.3 L, VORTEC SFI OHV	38103	38001	
BLAZER	1999	V6, 4.3L, VORTEC SFI OHV, S/AA	38103	38008	38008
C & K SERIES PICKUP	1999	V8, 5.0 L	38103		38001
C & K SERIE PICKUP	99-02	V8, 6.5 L, Diesel	38118		38006
C & K SERIE PICKUP	01-02	V8, 6.5 L, Diesel, C/Doble Alt 100A			38020
C & K SERIE PICKUP	99-00	V8, 6.5 L, Diesel, C/Doble Alt.			38020
C & K SERIE PICKUP	99-00	V8, 7.4 L, VORTEC SFI	38103		38001
C & K SERIE PICKUP	01-02	V8, 8.1 L		38001	38006
C & K SERIE PICKUP	01-02	V8, 8.1 L, S/AA			38008
C-20	90-91	V8, 5.7 L	38108		38001
C-20	88-91	V8, 5.7 L, C/AA	38108	38006	38001
C-20	88-89	V8, 5.7 L, S/AA	38135		38017
C-20	90-91	V8, 5.7 L, S/AA	38108	38024	38001
C-2500	1996	V8, 5.7 L	38103	38001	38008
C-2500	92-95	V8, 5.7 L, C/AA	38108	38006	38001
C-2500	92-95	V8, 5.7 L, S/AA	38108	38024	38001
C-2500	1996	V8, 5.7 L, S/AA			38008
C-2500	97-00	V8, 5.7 L, VORTEC SCPI	38103	38001	38008
C-2500	97-00	V8, 5.7 L, VORTEC SCPI, S/AA		38008	
C-30	92-93	V8, 5.7 L	38108		38001



**GENERAL MOTORS - CAMIIONETA**

MODELO	AÑO	MOTOR	TENSOR	POLEA LOCA	POLEA TENSOR
C-30	88-93	V8, 5.7 L, C/AA	38108	38006	38001
C-30	88-89	V8, 5.7 L, S/AA	38135		38017
C-30	90-93	V8, 5.7 L, S/AA		38024	
C-3500	1996	V8, 5.7 L	38103	38001	38008
C-3500	94-95	V8, 5.7 L, C/AA	38108	38006	38001
C-3500	94-95	V8, 5.7 L, S/AA	38108	38024	38001
C-3500	1996	V8, 5.7 L, S/AA		38008	
C-3500	97-00	V8, 5.7 L, VORTEC SCPI	38103	38001	38008
C-3500	97-00	V8, 5.7 L, VORTEC SCPI, S/AA		38008	
C-35	88-93	V8, 5.7 L, C/AA	38108	38006	38001
C-35	88-89	V8, 5.7 L, S/AA	38135		38017
C-35	90-93	V8, 5.7 L, S/AA	38108	38024	38001
ESCALADE	2002	V8, 5.3 L	38159		
			38158	38001	38009
ESCALADE	99-00	V8, 5.7 L	38103	38001	38008
ESCALADE	2002	V8, 6.0 L	38159		
			38158	38001	38009
EXPRESS	98-01	V6, 4.3 L	38103	38001	38008
EXPRESS	2002	V6, 4.3 L	38103		38008
EXPRESS	2002	V6, 4.3 L, S/AA; RANURADA		38008	
EXPRESS	98-00	V6, 4.3 L, S/AA	38103	38008	38008
EXPRESS	2001	V6, 4.3 L, S/AA		38008	38008
EXPRESS	2002	V6, 4.3 L, LISA		38001	
EXPRESS	99-02	V8, 5.0 L	38103	38001	
EXPRESS	99-01	V8, 5.7 L	38103	38001	
EXPRESS	2002	V8, 5.7 L	38103		38008
EXPRESS	2002	V8, 5.7 L, S/AA; RANURADA		38008	
EXPRESS	2002	V8, 5.7 L, LISA		38001	
EXPRESS	99-02	V8, 6.5 L, Diesel	38118		38006
EXPRESS	01-02	V8, 6.5 L, Diesel, C/Doble Alt 105A		38020	
EXPRESS	99-00	V8, 6.5 L, Diesel, C/Doble Alt.		38020	
EXPRESS	99-00	V8, 7.4 L	38103	38001	
EXPRESS	01-02	V8, 8.1 L		38001	38006
EXPRESS	01-02	V8, 8.1 L, S/AA		38008	
G20 CHEVYVAN	92-97	V6, 4.3 L		38001	
G20 CHEVYVAN	1995	V6, 4.3 L, C/AA	38107	38001	
G20 CHEVYVAN	96-97	V6, 4.3 L, C/AA	38103	38001	38008
G20 CHEVYVAN	1995	V6, 4.3 L, S/AA	38106	38001	38009
G20 CHEVYVAN	1996	V6, 4.3 L, S/AA	38106	38008	38009
G20 CHEVYVAN	1997	V6, 4.3 L, S/AA		38008	
G30 CHEVYVAN	1998	V8, 5.7 L	38103	38001	38008
G30 CHEVYVAN	1998	V8, 5.7 L, S/AA	38103	38008	38008
P31 VANETTE	96-99	V8, 5.7 L	38103	38001	38008
P31 VANETTE	96-99	V8, 5.7 L, S/AA	38103	38008	38008
S-10	95-97	4 CIL. 2.2 L		38001	
S-10	98-01	4 CIL. 2.2 L	38164		38015
S-10	2002	4 CIL. 2.2 L, Flex	38164		38015
S-10	99-02	4 CIL. 2.2 L, VORTEC SFI	38164		38015
S-10	96-01	V6, 4.3 L	38103	38001	38008
S-10	2002	V6, 4.3 L	38103	38001	
S-10	1995	V6, 4.3 L, C/AA	38108	38006	38001
S-10	1995	V6, 4.3 L, S/AA	38108	38024	38001
S-10	96-01	V6, 4.3 L, S/AA	38103	38008	38008
SILVERADO 1500	01-02	V6, 4.3 L	38103	38001	
SILVERADO 1500	99-01	V6, 4.3 L, VORTEC	38103	38001	38008
SILVERADO 1500	99-01	V6, 4.3 L, VORTEC, S/AA	38103	38008	38008
SILVERADO 1500	01-02	V8, 4.8 L	38159		
			38158	38001	38009
SILVERADO 1500	00-02	V8, 5.3 L	38159		
			38158	38001	38009
SILVERADO 1500	00-02	V8, 6.0 L	38159		
			38158	38001	38009
SILVERADO 1500	2001	V8, 6.6 L, Diesel	38136	38008	38006
SILVERADO 1500	2002	V8, 6.6 L, Diesel	38172		
SILVERADO 1500	01-02	V8, 8.1 L		38001	38009
SILVERADO 2500 4X4	1999	V8, 5.3 L	38159		
			38158	38001	38009
SILVERADO 2500 4X4	2002	V8, 5.3 L		38001	38009
SILVERADO 2500 4X4	2002	V8, 5.3 L, Aire Acondicionado	38159		
SILVERADO 2500 4X4	2002	V8, 5.3 L, Serpentin	38158		

**GENERAL MOTORS - CAMIONETA**

MODELO	AÑO	MOTOR	TENSOR	POLEA LOCA	POLEA TENSOR
SILVERADO 2500 4X4	1999	V8, 6.0 L	38159		
			38158	38001	38009
SILVERADO 2500 4X4	1999	V8, 6.5 L, Diesel	38118		38006
SILVERADO 3500 HD	2002	V8, 8.1 L			38009
SILVERADO 3500 HD	2002	V8, 8.1 L, LISA			38001
SUBURBAN	00-01	V8, 5.3 L	38159 38158	38001	38009
SUBURBAN	2002	V8, 5.3 L		38001	38009
SUBURBAN	2002	V8, 5.3 L, Aire Acondicionado	38159		
SUBURBAN	2002	V8, 5.3 L, Serpentin	38158		
SUBURBAN	96-98	V8, 5.7 L	38103	38001	38008
SUBURBAN	92-95	V8, 5.7 L, C/AA	38108	38006	38001
SUBURBAN	92-95	V8, 5.7 L, S/AA	38108	38024	38001
SUBURBAN	96-98	V8, 5.7 L, S/AA	38103	38008	38008
SUBURBAN	1999	V8, 5.7 L, VORTEC SCPI	38103	38001	38008
SUBURBAN	1999	V8, 5.7 L, VORTEC S/AA	38103	38008	38008
SUBURBAN	00-01	V8, 6.0 L	38159		
			38158	38001	38009
SUBURBAN	2002	V8, 6.0 L		38001	38009
SUBURBAN	2002	V8, 6.0 L, Aire Acondicionado	38159		
SUBURBAN	2002	V8, 6.0 L, Serpentin	38158		
SUBURBAN	2002	V8, 8.1 L			38009
SUBURBAN	2002	V8, 8.1 L, LISA		38001	
TRACKER	00-02	4 CIL. 2.0 L	38156		38010
TRACKER	1999	4 CIL. 2.0 L, DOHC MPFI	38156		38010
TRAILBLAZER	2002	6 CIL. 4.2 L		38006	38018
TRAILBLAZER	2002	6 CIL. 4.2 L		38006	38018

**HONDA - AUTOMOVIL**

ACCORD	98-02	V6, 3.0 L	38169		38001
ODYSSEY	99-02	V6, 3.5 L	38169		38001

**JAGUAR - AUTOMOVIL**

S-TYPE	2002	V8, 4.0 L		38001	38001
--------	------	-----------	--	-------	-------

**JEEP - CAMIONETA**

CHEROKEE	94-00	6 CIL.4.0 L, POWER TECH			38020
CHEROKEE	98-99	6 CIL.4.0 L, POWER TECH			38020
					38021
CHEROKEE	1997	6 CIL.4.0 L, POWER TECH, C/POLEA 76 mm			38021
CHEROKEE	1997	6 CIL.4.0 L, POWER TECH, C/POLEA 90 mm			38020
GRAND CHEROKEE	94-97	6 CIL.4.0 L, POWER TECH			38020
GRAND CHEROKEE	98-99	6 CIL.4.0 L, POWER TECH	38163		38020
					38021
GRAND CHEROKEE	01-02	6 CIL.4.0 L, POWER TECH	38163		38021
GRAND CHEROKEE	99-02	V8 3.7L/4.7 L	38167		
GRAND CHEROKEE	93-98	V8, 5.2 L	38116		
WRANGLER	93-95	4 CIL. 2.5 L			38020
WRANGLER	1998	4 CIL. 2.5 L			38020
					38021
WRANGLER	99-00	4 CIL. 2.5 L			38001
					38021
					38020
WRANGLER	01-02	4 CIL. 2.5 L			38021
WRANGLER	1997	4 CIL. 2.5 L, C/POLEA 76 mm			38021
WRANGLER	1997	4 CIL. 2.5 L, C/POLEA 90 mm			38020
WRANGLER	1999	6 CIL.4.0 L, POWERTECH			38020
					38021
WRANGLER	00-02	6 CIL.4.0 L, POWERTECH	38163		38021

**MERCEDES BENZ - AUTOMOVIL**

C240	2001	V6 2.6 Lts.	38174		
C280	98-00	V6 2.8 Lts.	38174		
C320	2001	V6 3.2 Lts.	38174		



# TENSORES Y POLEAS KITS DE DISTRIBUCION

# Catálogo de Aplicaciones 2003 para Automóviles y Camionetas

## MERCEDES BENZ - AUTOMOVIL

MODELO	AÑO	MOTOR	TENSOR	POLEA LOCA	POLEA TENSOR
C43	98-00	V8 4.3 Lts.	38174		
CL500	99-01	V8 5.0 Lts.	38174		
CL55	2001	V8 5.5 Lts.	38174		
CLK320	98-01	V6 3.2 Lts.	38174		
CLK430	99-01	V8 4.3 Lts.	38174		
CLK55	2001	V8 5.5 Lts.	38174		
E320	98-01	V6 3.2 Lts.	38174		
E430	98-01	V8 4.3 Lts.	38174		
E55	99-01	V8 5.5 Lts.	38174		
G500	2002	V8 5.0 Lts.	38174		
ML320	98-02	V6 3.2 Lts.	38174		
ML430	99-01	V8 4.3 Lts.	38174		
ML500	2002	V8 5.0 Lts.	38174		
ML55	00-02	V8 5.5 Lts.	38174		
S430	00-01	V8 4.3 Lts.	38174		
S500	00-01	V8 5.0 Lts.	38174		
S55	2001	V8 5.5 Lts.	38174		
SL500	99-01	V8 5.0 Lts.	38174		
SLK320	2001	V6 3.2 Lts.	38174		

## TOYOTA - AUTOMOVIL

COROLLA	2002	4 CIL. 1.8 L		38018
---------	------	--------------	--	-------

## VOLKSWAGEN - AUTOMOVIL

BEETLE	98-01	4 CIL. 1.8 L	38148	38018
BEETLE	98-01	4LT, 2.0 L, MPFI	38148	38018
CABRIO	95-02	4LT, 2.0 L, MPFI	38147	
CABRIO	1999	4LT, 2.0 L, MPFI, S/DOBLE MICRO V	38147	
GOLF GTI	95-98	4 CIL. 2.0 L	38147	
GOLF GTI	1999	4 CIL. 2.0 L, S/DOBLE MICRO V	38147	
GOLF	00-01	4 CIL. 1.8 L	38148	38018
GOLF	1995	4 CIL. 2.0 L	38147	
GOLF	99-00	4LT, 2.0 L, MPFI, S/Micro-V doble	38147	
GTI	99-00	4 CIL. 2.0 L, S/Micro-V doble	38147	
JETTA	95-98	4 CIL. 2.0 L	38147	
JETTA	1999	4 CIL. 2.0 L	38147	
JETTA	2000	4LT, 2.0 L, S/Micro-V doble	38147	
PASSAT	99-01	4 CIL. 1.8 L, DOHC TURBO	38151	
PASSAT	95-02	V6 2.8 L, DOHC TURBO	38175	
PASSAT	1993	4LT, 2.0 L	38147	

## KITS DE DISTRIBUCION

MODELO	AÑO	MOTOR	TCK
--------	-----	-------	-----

## CHRYSLER

CIRRUS	95-00	6V, 2.5 Lts SOHC SMPI	TCK259
CIRRUS LXI	2000	6V, 2.5 Lts SOHC SMPI	TCK259
CONCORDE	95-98	6V, 3.5 Lts	TCK255
INTREPID	95-97	6V, 3.5 Lts	TCK255
NEON	95-01	4LT, 2.0 Lts DOHC	TCK246
NEON	95-01	4LT, 2.0 Lts SOHC	TCK245
NEW YORKER LHS	95-96	6V, 3.5 Lts	TCK255
SEBRING	95-00	6V, 2.5 Lts	TCK259
STRATUS	95-00	4LT, 2.0 Lts	TCK245
STRATUS	95-00	6V, 2.5 Lts	TCK259
CARAVAN	84-87	4-CYL. 2.2 Lts	TCK071
CARAVAN	89-95	4-CYL. 2.5 Lts	TCK153
LEBARON	82-88	4-CYL. 2.2 Lts	TCK071
LEBARON	89-90	4-CYL. 2.2 Lts	TCK153
LEBARON	89-94	4-CYL. 2.5 Lts	TCK153
NEWYORKER	83-88	4-CYL. 2.2 Lts	TCK071
SHADOW	87-88	4-CYL. 2.2 Lts	TCK071
SHADOW	89-94	4-CYL. 2.2 Lts	TCK153

## CHRYSLER - AUTOMOVIL

MODELO	AÑO	MOTOR	TCK
SHADOW	89-94	4-CYL. 2.5 Lts	TCK153
SPIRIT	89-94	4-CYL. 2.5 Lts	TCK153
TOWN & COUNTRY	82-88	4-CYL. 2.2 Lts	TCK071
VOYAGER	84-87	4-CYL. 2.2 Lts	TCK071
VOYAGER	89-95	4-CYL. 2.5 Lts	TCK153

## FORD

CONTOUR	95-97	4LT, 2.0 Lts ZETEC, DOHC	TCK258
CONTOUR	98-00	4LT, 2.0 Lts ZETEC, DOHC	TCK294
ESCORT	99	4LT, 2.0 Lts SOHC, SPI	TCK283
ESCORT	98-00	4LT, 2.0 Lts ZETEC, DOHC	TCK294
ESCORT	97-00	4T, 2.0 Lts ZETEC SOHC	TCK283
ESCORT ZX2	97-01	4LT, 2.0 Lts ZETEC, DOHC	TCK294
FOCUS	00-01	4L, 2.0 Lts ZETEC, DOHC	TCK294
FOCUS	00-01	4L, 2.0 Lts ZETEC, SOHC	TCK283
MYSTIQUE	95-97	4LT, 2.0 Lts ZETEC, DOHC	TCK258
MYSTIQUE	98-00	4LT, 2.0 Lts ZETEC, DOHC	TCK294
RANGER F-100	96-97	4L, 2.3 Lts	TCK276
RANGER F-100	98-00	4L, 2.5 Lts SOHC, EFI	TCK276
ESCORT	91-96	4-CYL. 1.8 Lts	TCK179

## GENERAL MOTORS

TRACKER	98-00	4L, 1.6 Lts	TCK212
TRACKER GEO	93-98	4L, 1.6 Lts	TCK212
CHEVYPOP	94-02	4CIL, 1.4Lts	TCK203
CHEVYMONZA	94-02	4CIL, 1.6Lts	TCK203
CHEVYST.WAGON	94-02	4CIL, 1.6Lts	TCK203

## HONDA

ACCORD EX	98-99	4L, 2.3 Lts SOHC VTE	TCK244
ACCORD EXR	99-00	4L, 2.3 Lts SOHC VTE	TCK244
CIVIC	96-00	4L, 1.6 Lts SOHC VTE	TCK224

## NISSAN

FRONTIER	2001	6V, 3.3 Lts VG3	TCK249
HIKARI COUPE	88-92	4LT, 1.6 Lts TURBO	TCK077
HIKARI	88-91	4LT, 1.6 Lts TURBO	TCK077
PATHFINDER	98-00	6V, 3.3 Lts VG3	TCK249
QUEST	98-99	6V, 3.3 Lts VG3	TCK249
SAMURAI	84-87	4LT, 1.6 Lts	TCK077
TSUBAME	94-95	4LT, 1.6 Lts E16E	TCK077
TSURU	84-85	4L, 1.5 Lts	TCK077
TSURU I	86-87	4LT, 1.6 Lts	TCK077
TSURU II	88-91	4LT, 1.6 Lts	TCK077
SAMURAI	84-87	4L, 1.5 Lts	TCK077
TSURUGS	93-97	4LT, 1.6 Lts E16E	TCK077
TSURUGS	92	4LT, 1.6 Lts E16S	TCK077
TSURUGST	93-97	4LT, 1.6 Lts E16E	TCK077
TSURUGST	92	4LT, 1.6 Lts E16S	TCK077
TSURUGSX	93-97	4LT, 1.6 Lts E16E	TCK077
TSURUGSX	92	4LT, 1.6 Lts E16S	TCK077
XTERRA	2000	6V, 3.3 Lts VG3	TCK249
300ZX	84-89	V-6 3.0 Lts	TCK104
MAXIMA	85-91	V-6 3.0 Lts	TCK104
MAXIMA	92-94	V-6 3.0 Lts SOHC	TCK104

## TOYOTA

CAMRY	2002	V6, 3.0 Lts.	TCK257
-------	------	--------------	--------

## VOLKSWAGEN

ATLANTIC	81-86	4LT, 1.7 Lts	TCK017
BEETLE	2000	4LT, 2.0 Lts MPFI	TCK262
CABRIO	99-00	4LT, 2.0 Lts MPFI	TCK262
CARAVELLE	91-95	4L, 1.8 Lts	TCK017
CARIBE	77-84	4LT, 1.6 Lts	TCK017



**VOLKSWAGEN**

MODELO	AÑO	MOTOR	TCK
CARIBE	77-84	4LT, 1.8 Lts	TCK017
CORSAR	86-88	4LT, 1.8 Lts	TCK017
GOLF	87-92	4LT, 1.8 Lts	TCK017
GOLF	96-00	4LT, 2.0 Lts MPFI	TCK262
JETTA	87-93	4LT, 1.8 Lts	TCK017
JETTA	93-99	4LT, 2.0 Lts MPFI	TCK262
JETTA	99-00	4LT, 2.0 Lts MPFI	TCK262

**BANDAS DE TIEMPO**

MODELO	AÑO	MOTOR	BANDA
--------	-----	-------	-------

**AUDI - AUTOMOVIL**

A4 QUATTRO	1999	4 CIL. 1.8 L, C/banda de 152 dientes	T291
A4 QUATTRO	1999	4 CIL. 1.8 L, C/banda de 153 dientes	T317
A4 QUATTRO	1998	4 CIL. 1.8 L	T291
A4 QUATTRO	98-99	V6, 2.8 L	T297
A4	00-01	4 CIL. 1.8 L, C/banda de 152 dientes	T291
A4	99-01	4 CIL. 1.8 L, C/banda de 153 dientes	T317
A4	98-99	4 CIL. 1.8 L	T291
A4	98-00	V6, 2.8 L	T297
A6 QUATTRO	2000	V6, 2.7 L	T297
A6 QUATTRO	98-01	V6, 2.8 L	T297
A6	2000	V6, 2.7 L	T297
A6	98-01	V6, 2.8 L	T297
A8 QUATTRO	1999	V8, 4.2 L	T207
A8 QUATTRO	2000	V8, 4.2 L	T297
A8	98-99	V8, 3.7 L	T207
A8	1999	V8, 4.2 L	T207
A8	2000	V8, 4.2 L	T297
CABRIOLET	1998	V6, 2.8 L	T218
S4 QUATTRO	2000	V6, 2.7 L	T297
TT	2000	4 CIL. 1.8 L	T306

**CHRYSLER - AUTOMOVIL**

ATOS	01-03	4 CIL.1.0 L TODOS	T1013
300M	99-02	V6, 3.5 L, SOHC, SMPI	T295
CIRRUS LXI	2000	V6, 2.5 L, SOHC SMPI	T259
CIRRUS	2000	4 CIL. 2.0 L	T245
CIRRUS	95-00	4 CIL. 2.4 L, MPFI	T265
CIRRUS	95-00	V6, 2.5 L, SOHC SMPI	T259
CONCORDE	98-01	V6, 3.2 L, SMPI, SOHC	T295
CONCORDE	1994	V6, 3.5 L	T219
CONCORDE	95-97	V6, 3.5 L	T255
CONCORDE	2002	V6, 3.5 L	T295
DARTK	82-88	4LT, 2.2 L	T071
INTREPID	99-01	V6, 3.2 L, ILSOHC SMPI	T295
INTREPID	1994	V6, 3.5 L	T219
INTREPID	95-97	V6, 3.5 L	T255
INTREPID	00-02	V6, 3.5 L	T295
MAGNUM K	83-88	4LT, 2.2 L	T071
NEON 2000	99-01	4LT, 2.0 L, DOHC	T246
NEON 2000	99-01	4LT, 2.0 L, SOHC	T245
NEON	1999	4 CIL. 2.0 L, DOHC	T246
NEON	1999	4 CIL. 2.0 L, SOHC	T245
NEON	00-02	4 CIL. 2.0 L	T245
NEON	95-99	4LT, 2.0 L, DOHC	T246
NEON	95-99	4LT, 2.0 L, SOHC	T245
NEW YORKER LHS	1994	V6, 3.5 L	T219
NEW YORKER LHS	95-96	V6, 3.5 L	T255
NEW YORKER	84-88	4LT, 2.2 L	T071
NEW YORKER	84-88	4LT, 2.5 L	T114
NEW YORKER	89-91	4LT, 2.5 L	T153
PHANTOM R/T	93-95	4LT, 2.5 L	T153
PHANTOM	87-88	4LT, 2.2 L	T114
PHANTOM	87-88	4LT, 2.5 L, TURBO	T071
PHANTOM	89-92	4LT, 2.5 L	T153

**CHRYSLER - AUTOMOVIL**

MODELO	AÑO	MOTOR	BANDA
PTCRUISER	01-02	4 CIL. 2.4 L	T265
SEBRING	95-00	V6, 2.5 L	T259
SHADOW	1988	4LT, 2.2 L	T071
SHADOW	89-94	4LT, 2.2 L	T153
SHADOW	1988	4LT, 2.5 L	T132
SHADOW	89-95	4LT, 2.5 L	T153
SPIRIT	1988	4LT, 2.2 L	T132
SPIRIT	89-94	4LT, 2.5 L	T153
STRATUS	95-00	4LT, 2.0 L	T245
STRATUS	95-02	4LT, 2.4 L, DOHC MPFI	T265
STRATUS	01-02	4LT, 2.4 L, SOHC COUPE	T168 - T232
STRATUS	95-00	V6, 2.5 L	T259
STRATUS	2001	V6, 3.0 L	T259
VOLARE K	82-88	4LT, 2.2 L	T071
LE BARON K	82-88	4LT, 2.2 L	T071
LE BARON	92-95	4LT, 2.5 L	T153

**FORD - AUTOMOVIL**

CONTOUR	99-00	4LT, 2.0 L, ZETEC DOHC	T294
CONTOUR	95-97	4LT, 2.0 L, ZETEC, DOHC	T258
CONTOUR	98-00	4LT, 2.0 L, ZETEC, DOHC	T294
ESCORT ZX2	98-01	4LT, 2.0 L	T294
ESCORT	99-00	4 CIL. 2.0 L, DOHC	T294
ESCORT	97-00	4 CIL. 2.0 L	T283
ESCORT	92-96	4LT, 1.8 L, SEFI	T179
ESCORT	1991	4LT, 1.9 L, Después de marzo 91	T194
ESCORT	1991	4LT, 1.9 L, Hasta marzo 91	T067
ESCORT	85-90	4LT, 1.9 L	T067
ESCORT	92-96	4LT, 1.9 L	T194
ESCORT	98-00	4LT, 2.0 L	T294
FOCUS	00-01	4 CIL. 2.0 L, ZETEC, DOHC	T294
FOCUS	00-02	4 CIL. 2.0 L, ZETEC, SOHC, DOHC	T294
FOCUS	2002	4 CIL. 2.0 L, ZETEC, SOHC, SOHC	T283
FOCUS	00-01	4 CIL. 2.0 L, ZETEC, SOHC	T283
MYSTIQUE	99-00	4LT, 2.0 L, ZETEC DOHC	T294
MYSTIQUE	95-97	4LT, 2.0 L, ZETEC, DOHC	T258
MYSTIQUE	98-00	4LT, 2.0 L, ZETEC, DOHC	T294
ZX2	01-02	4 CIL. 2.0 L	T294

**FORD - CAMIONETA**

ESCAPE	01-02	4 CIL. 2.0 L	T294
RANGER F-100	83-92	4 CIL. 2.3 L	T014
RANGER F-100	96-97	4 CIL. 2.3 L	T276
RANGER F-100	98-00	4 CIL. 2.5 L, SOHC, EFI	T276
RANGER	99-01	4 CIL. 2.5 L	T276

**GENERAL MOTORS - AUTOMOVIL**

ASTRA	01-03	4 CIL. 1.8 L.	T1094
CATERA	97-01	V6, 3.0 L, MFI	T285
CTS	2003	V6, 3.2 L	T285
CHEVYJOY	94-00	4 CIL. 1.6 L, TBI	T203
CHEVYMILENIO	2000	4 CIL. 1.6 L, TBI	T203
CHEVYPOP	94-00	4 CIL. 1.4 L, TBI	T203
CHEVYSWING	94-00	4 CIL. 1.6 L, TBI	T203
CHEVY WAGON	2000	4 CIL. 1.6 L, TBI	T203
MONZA	94-00	4 CIL. 1.6 L, TBI	T203

**GENERAL MOTORS - CAMIONETA**

LUV	99-01	4 CIL. 2.2 L, MPFI	T1502
TRACKER GEO	93-98	4 CIL. 1.6 L, ISUZU	T212
TRACKER	98-00	4 CIL. 1.6 L	T212

**HONDA - AUTOMOVIL**

ACCORD EX	98-99	4 CIL. 2.3 L, SOHC VTEC	T244
ACCORD EXR	99-00	4 CIL. 2.3 L, SOHC VTEC	T244
ACCORD EXR	99-00	V6, 3.0 L, SOHC VTEC	T286



**HONDA - AUTOMOVIL**

MODELO	AÑO	MOTOR	BANDA
ACCORD EX	99-00	V6, 3.0 L, SOHC VTEC	T286
ACCORD	99-02	4 CIL. 2.3 L	T186 - T244
ACCORD	96-97	V6, 2.7 L	T263
ACCORD	98-99	V6, 3.0 L, SOHC VTEC	T286
ACCORD	99-02	V6, 3.0 L	T286
CIVIC	96-00	4 CIL. 1.6 L, SOHC VTEC	T224
CIVIC	2002	4 CIL. 1.7 L, CNG	T312
CIVIC	2002	4 CIL. 1.7 L	T312

**HONDA - CAMIONETA**

CR-V	99-01	4 CIL. 2.0 L	T184
ODYSSEY	1999	V6, 3.5 L, SOHC VTEC	T286
ODYSSEY	99-02	V6, 3.5 L	T286
300ZX	90-93	V6, 3.0 L, DOHC, VG30DE	T180
300ZX	94-96	V6, 3.0 L, DOHC, VG30DE	T251
HIKARI COUPE	88-92	4LT, 1.6 L, TURBO	T077
HIKARI EGI	88-91	4LT, 1.6 L, TURBO	T077
MAXIMA	90-94	V6, 3.0 L, FI, SOHC	T104
QUEST	98-01	V6, 3.3 L, VG33E	T249
SAMURAI	84-87	4LT, 1.6 L	T077
TSUBAME	94-95	4LT, 1.6 L, E16E	T077
TSURU GS	93-97	4LT, 1.6 L, E16E	T077
TSURU GS	1992	4LT, 1.6 L, E16S	T077
TSURU GST	93-97	4LT, 1.6 L, E16E	T077
TSURU GST	1992	4LT, 1.6 L, E16S	T077
TSURU GSX	93-97	4LT, 1.6 L, E16E	T077
TSURU GSX	1992	4LT, 1.6 L, E16S	T077
TSURU I	86-87	4LT, 1.6 L	T077
TSURU II	88-91	4LT, 1.6 L	T077
TSURU SAMURAI	84-87	4 CIL. 1.5 L	T077
TSURU	84-85	4 CIL. 1.5 L	T077

**NISSAN - CAMIONETA**

FRONTIER	99-02	V6, 3.3 L, VG33E	T249
PATHFINDER	98-00	V6, 3.3 L, VG33E	T249
XTERRA	00-02	V6, 3.3 L, VG33E	T249

**PORSCHE - AUTOMOVIL**

911	1998	6CO, 3.6 L	T290
-----	------	------------	------

**RENAULT - AUTOMOVIL**

R11 ENCORE	85-86	4LT, 1.7 L	T119
R-18	85-86	4 CIL. 2.0 L	T111
R9 ALLIANCE	1984	4 CIL. 1.4 L	T119
R9 ALLIANCE	84-86	4LT, 1.7 L	T119

**TOYOTA - AUTOMOVIL**

CAMRY	2002	V6, 3.0 L	T257
-------	------	-----------	------

**TOYOTA - CAMIONETA**

4 RUNNER	2002	V6, 3.4 L	T271
----------	------	-----------	------

**VOLKSWAGEN - AUTOMOVIL**

ATLANTIC	81-86	4LT, 1.7 L	T017
BEETLE GLS	00-00	4LT, 2.0 L, MPFI	T262
BEETLE	99-01	4 CIL. 1.8 L	T306
BEETLE	99-01	4LT, 2.0 L, MPFI	T296
CABRIO GL, GLS	00-00	4LT, 2.0 L, MPFI	T262
CABRIO	99-02	4LT, 2.0 L, MPFI	T262
CARIBE	80-83	4LT, 1.6 L, DIESEL	T043
CARIBE	77-87	4LT, 1.6 L	T017
CORSAR CD	86-87	4LT, 1.8 L	T017
CORSAR GL	86-87	4LT, 1.8 L	T017

**VOLKSWAGEN - AUTOMOVIL**

MODELO	AÑO	MOTOR	BANDA
CORSAR VARIANT	86-87	4LT, 1.8 L	T017
CORSAR	84-85	4LT, 1.8 L	T017
GOLF	99-00	4LT, 2.0 L	T262
GOLF GLX VR6	98-00	V6, 2.8 L, DOHC TURBO	T297
GOLF	00-01	4 CIL. 1.8 L	T306
GOLF	87-92	4LT, 1.8 L	T017
GOLF	92-99	4LT, 1.8 L	T260
GOLF	94-95	4LT, 2.0 L, C/120 AMP	T262
GOLF	99-00	4LT, 2.0 L, MPFI, Generación IV	T296
GOLF	99-00	4LT, 2.0 L, MPFI, Old Style; S/Micro-V doble	T262
GOLF	94-95	4LT, 2.0 L, S/120 AMP	T262
GOLF	96-00	4LT, 2.0 L, S/DH	T262
GOLF	94-00	4LT, 2.0 L	T262
GTI	99-00	4 CIL. 2.0 L, Generación IV	T296
GTI	99-00	4 CIL. 2.0 L, Gen III; S/Micro-V doble	T262
JETTA	99-00	4LT, 2.0 L, S/DH	T262
JETTA GL	87-92	4LT, 1.8 L	T017
JETTA GLI	87-92	4LT, 1.8 L	T017
JETTGLX VR6	98-00	V6, 2.8 L, DOHC TURBO	T297
JETTGLX VR6	92-98	V6, 2.8 L	T297
JETTA GX	87-92	4LT, 1.8 L	T017
JETTA	92-99	4LT, 1.8 L	T260
JETTA	94-95	4LT, 2.0 L, Alt 120 AMP	T262
JETTA	94-95	4LT, 2.0 L, Exc Alt120 A	T262
JETTA	99-00	4LT, 2.0 L, Generación IV	T296
JETTA	96-00	4LT, 2.0 L, S/DH	T262
JETTA	94-00	4LT, 2.0 L	T262
PASSAT	2001	4 CIL. 1.8 L, DOHC TURBO, Cbanda de 152 dientes	T291
PASSAT	99-01	4 CIL. 1.8 L, DOHC TURBO, Cbanda de 153 dientes	T317
PASSAT	99-00	4 CIL. 1.8 L, DOHC TURBO	T291
PASSAT	94-95	4LT, 2.0 L, C/Alt 120 Amp	T262
PASSAT	94-95	4LT, 2.0 L, Exc. Alt 120 Amp	T262
PASSAT	91-92	4LT, 2.0 L	T292
PASSAT	98-01	V6, 2.8 L, DOHC TURBO	T297
POINTER STATION WAGON	99-01	4 CIL. 1.8 L, MFI	T260
POINTER	98-01	4 CIL. 1.8 L, MFI, S/DH	T260
POINTER	99-01	4 CIL. 1.8 L, MFI	T260

**VOLKSWAGEN - CAMIONETA**

CARAVELLE	1996	4 CIL. 1.8 L, C/RAD	T262
COMBI	88-01	4 CIL. 1.8 L, C/RAD	T260
EUROVAN	01-03	5 CIL. 2.5 L	T739
PANEL	88-01	4 CIL. 1.8 L, C/RAD	T260
POINTER PICK-UP	99-01	4 CIL. 1.8 L, MFI, S/DH	T260
POINTER PICK-UP	99-01	4 CIL. 1.8 L, MFI	T260

**VOLVO - AUTOMOVIL**

C70 T5	2000	5L, 2.3 L	T269
C70	00-01	5 CIL. 2.3 L, Motor NS 1266127 & Antes	T252
C70	00-01	5 CIL. 2.3 L, Motor NS 1266128 & Después	T311
C70	1999	5 CIL. 2.3 L	T311
C70	00-01	5 CIL. 2.4 L, Motor NS 1266127 & Antes	T252
C70	00-01	5 CIL. 2.4 L, Motor NS 1266128 & Después	T311
C70	1999	5 CIL. 2.4 L	T311
S40	00-01	4 CIL. 1.9 L, Motor NS 1219110 & Antes	T252
S40	00-01	4 CIL. 1.9 L, Motor NS 1219111 & Después	T311
S60	2001	5 CIL. 2.3 L, Motor NS 1266127 & Antes	T252
S60	2001	5 CIL. 2.3 L, Motor NS 1266128 & Después	T311
S60	2001	5 CIL. 2.4 L, Motor NS 1266127 & Antes	T252
S60	2001	5 CIL. 2.4 L, Motor NS 1266128 & Después	T311
S70	2000	5L, 2.3 L, Motor NS 1266127 & Antes	T252
S70	2000	5L, 2.3 L, Motor NS 1266128 & Después	T311
S70	1999	5L, 2.3 L	T311
S70	2000	5L, 2.4 L, Motor NS 1266127 & Antes	T252
S70	2000	5L, 2.4 L, Motor NS 1266128 & Después	T311
S70	1999	5L, 2.4 L	T311
S80	99-01	6 CIL. 2.8 L	T270
S80	99-01	6 CIL. 2.9 L	T270



**VOLVO - AUTOMOVIL**

MODELO	AÑO	MOTOR	BANDA
V40	00-01	4 CIL. 1.9 L, Motor NS 1219110 & Antes	T252
V40	00-01	4 CIL. 1.9 L, Motor NS 1219111 & Después	T311
V70 R	2000	5L, 2.3 L	T269
V70	00-01	5L, 2.3 L, Motor NS 1266127 & Antes	T252
V70	00-01	5L, 2.3 L, Motor NS 1266128 & Después	T311

MODELO	AÑO	MOTOR	BANDA
V70	1999	5L, 2.3 L	T311
V70	00-01	5L, 2.4 L, Motor NS 1266127 & Antes	T252
V70	00-01	5L, 2.4 L, Motor NS 1266128 & Después	T311
V70	1999	5L, 2.4 L	T311

**LIMPIAPARABRISAS**

MARCA	MOD.	TRICO	NU-VISION	ROBERK
-------	------	-------	-----------	--------

**AUDI**

A3 (Trasero)	99	38-150	21-150	2015
A4 (Piloto)	00-01	22-9	21-220	2022
A4 (Copiloto)	00-01	38-200	21-200	2020
A4	98-99	38-200	21-200	2020
A4 (Trasero)	97-01	38-150	21-150	2015
A6	99-01	22-9	21-220	2022
A8	97-02	22-9	21-220	2022

**CHEVROLET**

Astra	2002	30-219		
Pontiac Aztek (Copiloto)	2002	22-9	21-220	2022
Blazer	95-02	38-200	21-200	2020
Blazer (Trasero)	95-02	38-130	21-130	2013
Blazer	87-94	38-180	21-180	2018
Blazer (Trasero)	93-94	38-140	21-130	2013
Blazer	73-86	38-160	21-160	2016
Cadillac STS	94-99	30-221		
Camaro Z28	96-02		21-240	2024
Caprice	91-96	30-221	21-220	2022
Caprice (Trasero)	90-96	38-160	21-170	2017
Caprice	77-92	38-180	21-180	2018
Caprice	71-90	38-180	21-180	2018
Cavalier (piloto)	95-02	30-221	21-220	2022
Cavalier (copiloto)	95-01	38-160	21-160	2016
Cavalier	90-94	38-160	21-160	2016
Cavalier	82-89	38-160	21-160	2016
Cavalier Z24	91-94	38-180	21-180	2018
Celebrity	84-90	38-180	21-180	2018
Celebrity (Trasero)	84-89	38-160	21-160	2016
Century	90-95	38-180	21-180	2018
Chevelle	70-77	38-160	21-160	2016
Chevy Joy	94-02	38-180	21-180	2018
Chevy Monza	94-02	38-180	21-180	2018
Chevy Pop	91-02	38-180	21-180	2018
Chevy Swing	94-02	38-180	21-180	2018
Chevy Swing (Trasero)	94-99	38-150	21-150	2015
Chevy Swing (Trasero)	2001	38-130	21-130	2013
Citation	80-86	38-180	21-180	2018
Corvette	00-01	30-221	21-220	2022
Corvette	91-99	30-240	21-240	2024
Corvette Convertible	92-99	30-221		
Cutlass	87-90	38-180	21-180	2018
Eurosport	87-92	38-180	21-180	2018
Pontiac Grand Am (Piloto)	99-02	30-221	21-220	2022
Pontiac Grand Am (Copiloto)	99-02	38-160	21-170	2017
Pontiac Grand Prix	99-02	30-221	21-220	2022
Impala	95-02	38-220	21-220	2022
Impala	71-85	38-180	21-180	2018
Malibu (Piloto)	97-02	30-221	21-220	2022
Malibu (Copiloto)	97-02	38-190	21-190	2019
Malibu	78-84	38-180	21-180	2018
Malibu	73-77	38-160	21-160	2016
Monte Carlo	95-02	30-221	21-220	2022
Monte Carlo	78-88	38-180	21-180	2018

MARCA	MOD.	TRICO	NU-VISION	ROBERK
-------	------	-------	-----------	--------

Nova	85-88	38-160	21-160	2016
Opel Tigra	99	38-180	21-180	2018
Opel Tigra (Trasero)	99	38-200	21-200	2020
Pontiac Sunfire (Piloto)	95-02	30-221	21-220	2022
Pontiac Sunfire (Copiloto)	95-02	38-160	21-170	2017
Silhouette	91-95	30-240	21-240	2024
Silhouette (Trasero)	91-95	38-140	21-130	2013
Silverado	99-02	30-221	21-220	2022
Silverado (Trasero)	92-99	38-140	21-130	2013
Suburban	00-02	30-221	21-220	2022
Suburban (Trasero)	00-02	38-160	21-160	2016
Suburban	95-99	38-180	21-180	2018
Suburban (Trasero)	95-99	38-140	21-130	2013
Suburban	92-94	38-180	21-180	2018
Suburban	73-91	38-160	21-160	2016
S-10 Blazer	82-94	38-160	21-160	2016
S-10 Blazer (Trasero)	89-94	38-140	21-130	2013
S 10 Pickup	94-99	38-200	21-200	2020
S 10 Pickup	82-93	38-160	21-160	2016
Tracker	99-02	38-190	21-190	2019
Tracker (Trasero)	99-02	38-150	21-150	2015
Trailblazer	2002	30-221	21-220	2022
Trailblazer (Trasero)	2002	38-160	21-160	2016
Venture	97-02	30-240	21-240	2024
Venture (Trasero)	97-02	38-160	21-160	2016

**CHRYSLER**

Cirrus	95-00	22-9	21-220	2022
Concorde (piloto)	98-02	30-240	21-240	2024
Concorde (copiloto)	98-02	30-221	21-220	2022
Concorde (piloto)	97	30-240	21-240	2024
Concorde (copiloto)	97	30-221	21-220	2022
Concorde	95-96	30-240	21-240	2024
Concorde (piloto)	93-94	30-240	21-240	2024
Concorde (copiloto)	93-94	30-221	21-220	2022
Cordoba	75-83	38-180	21-180	2018
Dart "K"	82-88	38-160	21-160	2016
Dart	78-82	38-180	21-180	2018
Dart (Trasero)	79-81	38-160	21-160	2016
Dart	72-77	38-160	21-160	2016
Grand Voyager	96-00	28-9		
Grand Voyager (Trasero)	96-00	38-180	21-180	2018
LeBaron	94-95	38-200	21-200	2020
LeBaron	85-93	38-180	21-180	2018
LeBaron	82-84	38-160	21-160	2016
LeBaron GTS (Trasero)	86-89	38-160	21-160	2016
LeBaron S.W. (Trasero)	82-88	38-130	21-130	2013
LeBaron	77-81	38-180	21-180	2018
LeBaron S.W. (Trasero)	80-81	38-160	21-160	2016
LHS (Piloto)	99-01	30-240	21-240	2024
LHS (Copiloto)	99-01	30-221	21-220	2022
Monaco	71-77	38-180	21-180	2018
Monaco	65-70	38-160	21-160	2016
New Yorker	95-96	30-240	21-240	2024
New Yorker (piloto)	94	30-240	21-240	2024
New Yorker (copiloto)	94	30-221	21-220	2022
New Yorker	89-93	38-180	21-180	2018



## CHRYSLER

MARCA	MOD.	TRICO	NU-VISION	ROBERK
New Yorker	83-88	38-160	21-160	2016
New Yorker	74-82	38-180	21-180	2018
Phantom	87-94	38-180	21-180	2018
Plymouth	78-94	38-180	21-180	2018
PT Cruiser	01		21-200	2020
PT Cruiser (Traser)	01		21-160	2016
Sebring	2002	22-9	21-220	2022
Sebring Convertible	97-00		21-220	2022
Sebring Sedan (Piloto)	97-00		21-240	2024
Sebring Sedan (Copiloto)	97-00		21-220	2022
Stratus	95-01	22-9	21-220	2022
Town & Country	96-02	28-9		
Town & Country (Piloto)	94-95		21-220	2022
Town & Country (Copiloto)	94-95	38-180	21-180	2018
Town & Country	91-93	38-180	21-180	2018
Town & Country (Trasero)	01	38-160	21-160	2016
Town & Country (Trasero)	91-00	38-180	21-180	2018
Volare	78-82	38-180	21-180	2018
Voyager	00-01	28-9		
Voyager (Trasero)	01	31-160	21-160	2016
Voyager (Trasero)	00	38-180	21-180	2018
Voyager	91-95	38-180	21-180	2018
300M (Piloto)	98-02	30-240	21-240	2024
300M (Copiloto)	98-02	30-221	21-220	2022

## DODGE

Atos (piloto)	2001	38-200	21-200	2020
Atos (copiloto)	2001	38-160	21-160	2016
Caravan	96-02	28-9		
Caravan (Trasero)	01	38-160	21-160	2016
Caravan (Trasero)	96-00	38-180	21-180	2018
D-50 Pickup	87-93	38-160	21-160	2016
D-50 Pickup	79-86		21-160	2016
Intrepid (piloto)	98-02	30-240	21-240	2024
Intrepid (copiloto)	98-02	30-221	21-220	2022
Intrepid (piloto)	97	30-240	21-240	2024
Intrepid (copiloto)	97	30-221	21-220	2022
Intrepid	95-96		21-240	2024
Intrepid (piloto)	93-94	30-240	21-240	2024
Intrepid (copiloto)	93-94	30-221	21-220	2022
Magnum XE	78-79	38-180	21-180	2018
Monaco	90-92	38-200	21-200	2020
Monaco	74-78	38-180	21-180	2018
Neon (Piloto)	00-02	30-221	21-220	2022
Neon (Copiloto)	00-02	38-190	21-190	2019
Neon ( Piloto)	94-99	38-200	21-200	2020
Neon (Copiloto)	94-99	38-180	21-180	2018
Ram Pickup	2002	30-240	21-240	2024
Ram Pickup	98-01	38-200	21-200	2020
Ram Pickup	94-97	30-221	21-200	2020
Ramcharger	74-93	38-180	21-180	2018
Shadow	87-94	38-180	21-180	2018
Spirit	89-95	38-180	21-180	2018
Stratus	96-02	22-9	21-220	2022
Viper	92-02	38-160	21-160	2016

## FORD

Aerostar	94 L-97	30-221	21-220	2022
Aerostar	85-94 E	38-220	21-220	2022
Aerostar (Trasero)	85-97	38-160	21-160	2016
Bronco	94 L-96		21-180	2018
Bronco	80-94 E	38-180	21-180	2018
Bronco II	80-90	38-180	21-180	2018
Bronco II (Trasero)	87-90	38-140	21-130	2013
Bronco II (Trasero)	86		21-150	2015
Club Wagon	98-99	30-221	21-220	2022
Club Wagon	94-97	30-221	21-220	2022
Club Wagon	92-93	30-221	21-220	2022

## FORD

MARCA	MOD.	TRICO	NU-VISION	ROBERK
Contour (Piloto)	95-99		21-220	2022
Contour (Copiloto)	95-99		21-200	2020
Cougar	83-88	38-180		2018
Crown Victoria	93 L-01	30-221	21-220	2022
Crown Victoria	91 L-93 E	38-220	21-220	2022
Crown Victoria	83-91 E	38-180	21-180	2018
Econoline	98-99	30-221	21-200	2020
Econoline	94-97	30-221	21-220	2022
Econoline	92-93	38-220	21-220	2022
Escape	01-02	38-190	21-190	2019
Escort, ZX2 (Piloto)	94-02	38-200	21-200	2020
Escort, ZX2 (Copiloto)	94-02	38-180	21-180	2018
Excursion	00-02	38-200	21-200	20220
Excursion (Trasero)	00-02	38-160	21-160	2016
Expedition	2003		21-200	2020
Expedition (Trasero)	2003	38-160	21-170	2017
Expedition	99-02	38-200	21-200	20220
Expedition (Trasero)	99-01	38-160	21-160	2016
Fairmont	78-83	38-160	21-160	2016
Fiesta	2000	38-180	21-180	2018
Fiesta	98-99	38-180	21-180	2018
Focus (Piloto)	01-02	30-221	21-220	2022
Focus (Copiloto)	01-02	38-190	21-190	2019
Explorer	94-01	38-180	21-180	2018
Explorer	91-93	38-180	21-180	2018
Explorer (Trasero)	99	38-120	21-150	2015
Explorer (Trasero)	98	38-120	21-130	2013
Explorer (Trasero)	97 L	38-120	21-150	2015
Explorer (Trasero)	91-97 E	38-120	21-130	2013
F Series Pickup	98 L-02	30-221	21-200	2020
F Series Pickup	97-98 E	30-221	21-220	2022
F Series Pickup	94 L-96	38-180	21-180	2018
F Series Pickup	80-94 E	38-180	21-180	2018
F Series Pickup	70-79	38-180	21-150	2015
Ghia	91-92	38-180	21-180	2018
Ghia	93-94	38-200	21-200	2020
Grand Marquis	01-02	30-221	21-220	2022
Grand Marquis	91 L-99	38-180	21-220	2022
Grand Marquis	79-91 E	38-180	21-180	2018
LTD	71-88	38-180	21-180	2018
LTD (Trasero)	84-85	38-160	21-160	2016
LTD II	77-79	38-160	21-160	2016
Maverick	70-77	38-160	21-160	2016
Mystique (Piloto)	98-00	30-221	21-220	2022
Mystique (Copiloto)	98-00	38-200	21-200	2020
Mustang	98-01		21-200	2020
Mustang	94-97		21-200	2020
Mustang	79-93	38-160	21-160	2016
Mustang (Trasero)	79-82	38-180	21-180	2018
Mustang II	74-78	38-180	21-180	2018
Mustang	71-73	38-180	21-180	2018
Mustang	70	38-180	21-160	2016
Ranger	98-02	38-180	21-180	2018
Sable (Piloto)	98-01	30-240	21-240	2024
Sable (Copiloto)	98-01	38-200	21-200	2020
Taurus (piloto)	96-02	30-240	21-240	2024
Taurus (copiloto)	96-02	38-200	21-200	2020
Taurus (Trasero)	98-01	38-180	21-180	2018
Taurus (Trasero)	96-97		21-180	2018
Taurus	94-95	38-201	21-200	2020
Taurus	92-93		21-200	2020
Taurus	86-91	38-200	21-200	2020
Taurus (Trasero)	86-95		21-150	2015
Thunderbird	90-97	38-220	21-220	2022
Thunderbird (piloto)	89	30-240	21-240	2024
Thunderbird (copiloto)	89	38-201	21-200	2020
Thunderbird	83-88	38-180	21-180	2018
Thunderbird	77-82	38-180	21-160	2016
Topaz	86-94	38-200	21-200	2020
Topaz	85	38-180	21-190	2019
Topaz	84	38-180	21-180	2018



**FORD**

MARCA	MOD.	TRICO	NU-VISION	ROBERK
Windstar (Piloto)	99-02		21-240	2024
Windstar (Copiloto)	99-02		21-200	2020
Windstar (Trasero)	99-02	38-160	21-160	2016
Windstar (Piloto)	95-98	30-240	21-240	2024
Windstar (Copiloto)	95-98	38-200	21-200	2020
Windstar (Trasero)	96-99	38-160	21-160	2016
Windstar (Trasero)	95	38-130	21-130	2013

**GMC CAMIONES LIGEROS**

C/K Series Pickup C1500.K 1500	99-00	30-221	21-220	2022
C2500, 3500, K2500, K3500	99-00	38-180	21-180	2018
C/K Series Pickup	95-97	38-180	21-180	2018
C/K Series Pickup	88-94	38-180	21-180	2018
C/K Series Pickup	73-87	38-160	21-160	2016
Cheyenne	94-97	38-180	21-180	2018
Suburban	95-99	38-180	21-180	2018
Suburban (Trasero)	95-99	38-140	21-130	2013
Suburban	92-94	38-180	21-180	2018
Suburban	73-91	38-160	21-160	2016

**HONDA**

Accord (Piloto)	2003	26-1		
Accord (Piloto)	96-02	30-240	21-240	2024
Accord (Copiloto)	96-02	38-190	21-190	2019
Civic (Piloto)	01	38-200	21-200	2020
Civic (Copiloto)	01-02	38-190	21-190	2019
Civic (Piloto)	01-02	38-200	21-200	2020
Civic (Copiloto)	97-00	38-180	21-180	2018
CR-V (Piloto)	2002	38-200	21-200	2020
CR-V (Trasero)	2002	38-140	21-130	2013
Odyssey (Piloto)	99-02	30-240	21-240	2024
Odyssey (Copiloto)	99-02	38-200	21-200	2020
Odyssey (Trasero)	99-02	38-160	21-170	2017

**JAGUAR**

S-Type (Piloto)	2002	30-240	21-240	2024
S-Type (Copiloto)	2002	38-190	21-190	2019
X-Type (Piloto)	2002	22-9	21-220	2022

**JEEP**

Cherokee	97-01		21-180	2018
Cherokee (Trasero)	98-01	38-130	21-130	2013
Cherokee	84-96	38-180	21-180	2018
Cherokee	74-83	38-160	21-160	2016
Cherokee (Trasero)	82-97	38-120	21-110	
Grand Cherokee	99-02		21-200	2020
Grand Cherokee	92-98		21-200	2020
Waggoner	84-90	38-180	21-180	2018
Waggoner	74-83	38-160	21-160	2016

**LINCOLN**

Mark VIII	93-98	30-221	21-220	2022
Town Car	98-01	30-221	21-220	2022
Town Car	93 L -97	30-221	21-220	2022

**LAND ROVER**

Range Rover	1996-2001	30-221	21-220	2022
Range Rover (Trasero)	1996-2001	38-190	21-190	2019
Discovery	1994-99	38-180	21-180	2018
Discovery (Trasero)	1994-99	38-140	21-130	2013

**MERCEDES BENZ**

MARCA	MOD.	TRICO	NU-VISION	ROBERK
C220	95-99	30-240	21-240	2024
C230	2002		21-240	2024
C230	96-00	30-240	21-240	2024
C240 (Copiloto)	01-02	22-9	21-220	2022
C280	95-00	30-240	21-240	2024
C320 (Copiloto)	2001	22-9	21-220	2022

**MERCURY**

Cougar (Piloto)	99-02	30-221	21-220	2022
Cougar (Copiloto)	99-02	38-200	21-200	2020
Cougar	90-97	30-221	21-220	2022
Cougar (piloto)	89	30-240	21-240	2024
Cougar(Copiloto)	89	38-200	21-200	2020
Cougar	83-88	38-180	21-180	2018
Cougar	74-82	38-160	21-160	2016
Grand Marquis	93 (L) -02	30-221	21-220	2022
Grand Marquis	91 L-93 E	38-220	21-220	2022
Grand Marquis	79-91 E	38-180	21-180	2018
Sable (piloto)	96-99	30-240	21-240	2024
Sable (copiloto)	96-99		21-200	2020
Sable (Trasero)	98-99		21-180	2018
Sable (Trasero)	96-97		21-180	2018
Topaz	86-94	38-200	21-200	2020
Topaz	85	38-190	21-190	2019
Topaz	84	38-180	21-180	2018

**NISSAN (DATSUN)**

Altima (Piloto)	2002-03	26-1	21-240	2024
Altima (copiloto)	2002	38-160	21-170	2017
Altima (piloto)	99-01		21-200	2021
Altima (copiloto)	99-01		21-200	2020
Altima (piloto)	93-98		21-200	2021
Altima (copiloto)	93-98		21-200	2020
Datsun	63-70	38-130		
Frontier	00-02	38-190	21-190	2019
Hikari	88-91	38-180	21-180	2018
Ichi Van	87-93	38-180	21-180	2018
Infinity I35 (Piloto)	2002-03	26-1	21-240	2024
Infinity I35 (Copiloto)	2002	38-160	21-170	2017
Infinity I30 (Piloto)	00-01	26-1	21-240	2024
Lucino	96-99	30-219		
Maxima (piloto)	2002-03	26-1	21-240	2024
Maxima (copiloto)	2002	38-160	21-170	2017
Maxima (piloto)	00-01	30-240	21-240	2024
Maxima (copiloto)	00-01		21-170	2017
Maxima (piloto)	95-99	30-221	21-220	2022
Maxima (copiloto)	95-99		21-200	2021
Murano (piloto)	2003	26-1	21-240	2024
Pathfinder (Piloto)	96-02	30-221	21-220	2022
Pathfinder (Copiloto)	96-02	38-200	21-200	2020
Pickup	94-97	38-200	21-200	2020
Pickup	79-93	38-160	21-160	2016
Sakura	82-88	38-180	21-180	2018
Samurai	81-87	38-160	21-160	2016
Sentra (Piloto)	00-02	38-200	21-200	2020
Sentra (Copiloto)	00-02	38-160	21-160	2016
Sentra (Piloto)	94-00	38-200	21-200	2020
Sentra (Copiloto)	94-00	38-190	21-190	2019
Tsubame (Piloto)	93-99	38-200	21-200	2020
Tsubame (Copiloto)	93-99	38-180	21-180	2018
Tsubame (Trasero)	93-99	38-140	21-130	2013
Tsuru	84-99	38-180	21-180	2018
300ZX	90-96	38-200	21-200	2020
300ZX (Trasero)	95-96	38-160	21-160	2016
Xterra	00-02	38-190	21-190	2019
Xterra (Trasero)	00-02	38-140	21-130	2013



# LIMPIAPARABRISAS TAPONES DE ACEITE

## Catálogo de Aplicaciones 2003 para Automóviles y Camionetas

### PEUGEOT

MARCA	MOD.	TRICO	NU-VISION	ROBERK
306 (Piloto)	97-99	30-221	21-220	2022
306 (Copiloto)	97-99	38-200	21-200	2020
405	97-99	30-221	21-200	2020

### TOYOTA

Camry (Piloto)	2002	30-240	21-240	2024
Camry (Copiloto)	2002	38-190	21-190	2019
Celica (Piloto)	2003	26-1	21-240	2024
Corolla (Piloto)	2002	30-240	21-240	2024
Corolla (Copiloto)	2002	38-180	21-180	2018

### RENAULT

Alliance	84-87	38-180	21-180	2018
Encore	84-87	38-180	21-180	2018
Megane	2001	30-219		
R-5	75-84	38-130		
R-12 TL, TS	72-84	38-160	21-160	2016
R-18	80-86	38-160	21-160	2016

### VAM

Ambassador	70-74	38-160	21-160	2016
Gremlin	78	38-180	21-180	2018
Gremlin	73-77	38-160	21-160	2016
Gremlin	70-72	38-180	21-180	2018
Rambler American	68-78	38-160	21-160	2016
Rambler Classic	67-76	38-160	21-160	2016
Pacer	75-80	38-180	21-180	2018
Pacer (Trasero)	75-80	38-160	21-160	2016

### VOLKSWAGEN

Atlantic	81-87	38-160	21-160	2016
Beetle	98-02		21-200	2020
Brasilia	73-86	38-180	21-180	2018
Cabrio	98-02	30-219		
Caravelle	72-94	38-160	21-160	2016
Caribe	78-87	38-160	21-160	2016
Caribe (Trasero)	78-87	38-160	21-160	2016
Combi	72-94	38-160	21-160	2016
Corsar	84-88	38-180	21-180	2018
Corsar Variant	86-88	38-180	21-180	2018
Derby	95-99	30-219		
Eurovan	98-02		21-200	2020
Eurovan (Trasero)	98-02	38-160	21-160	2016
Golf	00-02	30-219		
Golf	93-99	30-219		
Golf (Trasero)	93-98	38-130	21-130	2013
Golf (Frente y Trasero)	85-92	38-160	21-160	2016
Jetta	93-02	30-219		
Jetta (excepto GLI)	85-92	38-160	21-160	2016
Jetta GLI	85-92	38-180	21-180	2018
Jetta	87-92	38-160	21-160	2016
Jetta	80-84	38-160	21-160	2016
Panel	72-94	38-160	21-160	2016
Passat	91-01		21-200	2020
Passat (Trasero)	99-01	38-140	21-150	2015
Passat	90		21-210	2021
Passat (Trasero)	90-96	38-160	21-160	2016
Pointer	98-99	38-200	21-200	2020
Pointer	2000	38-200	21-200	2020
Pointer (Piloto)	01-02	38-200	21-200	2020
Pointer (Copiloto)	01-02	38-190	21-190	2019
Sedan	72-01	38-110	21-110	2011

### VOLVO

MARCA	MOD.	TRICO	NU-VISION	ROBERK
S40	00-02	30-219		
S40 (Piloto)	00-02		21-200	2021
S40 (Copiloto)	00-02		21-200	2020
S60 (Piloto)	01-02		21-240	2024
S60 (Copiloto)	01-02	22-9	21-220	2022

## TAPONES DE ACEITE

MARCA	MOD.	MOTOR	CARTER
-------	------	-------	--------

### AMERICAN MOTORS

AUTOS TODOS	53-64	31061	31070
GUAYIN TODOS	68-79	31066	31069
PACER	68-79	31066	31069
RALLY	68-79	31066	31069
RAMBLER	68-79	31066	31069
RAMBLER TODOS	65-67	31064	31070

### AUDI

A4 QUATTRO, L4 1.8L	99-01	31100	-
A6 V6 2.8L	00-01	31100	-
A8 V8 4.2L	99-01	31100	-
TT	00-01	31100	-

### BMW

323i	99-00	31100	-
323iC	99	31100	-
325Ci, 325i, 325Xi, 330Ci, 330i, 740i, M5, Z3	01	31100	-
328i, 328iC	00	31100	-
Z3	99	31100	-

### CHRYSLER

300M	01-02	31118	-
AUTOS TODOS	70-94	31066	31078
AUTOS TODOS	60-70	31066	31070
BREEZE	96-97	31118	-
CAMIONES CHRYSLER, DODGE	40-70	31061	31070
CAMIONES Y CAMIONETAS TODOS	95-96	31118	31078
CAMIONES Y CAMIONETAS TODOS	70-94	31085	31078
CAMIONES Y CAMIONETAS TODOS	71-94	31066	31078
CARAVAN	01-02	31118	-
CIRRUS 4 CIL. 2.4L	00	31118	-
CIRRUS V6 2.5L	99-00	31085	-
CONCORDE V6 2.7L	99-00	31103	-
CONCORDE V6 3.5L	00-02	31118	-
DURANGO V8 5.2 Y 5.9L	98-00	31103	-
DURANGO V8 5.9L	01-02	31103	-
GRAN CARAVAN	01-02	31118	-
GRAND VOYAGER	99-01	31117	-
INTREPID V6 2.7L	98-02	31103	-
INTREPID V6 3.2L	98-01	31118	-
LHS, 300M	99-00	31118	-
NEON	95-96	31118	-
NEON	98-02	31118	-
NEON	97	31085	-
PTCRUISER	01-02	31118	-
STRATUS L4 2.0L	96	31085	-
STRATUS L4 2.4L	95-02	31118	-
TOWN & COUNTRY	99-02	31118	-
VOYAGER	99-02	31118	-

### FORD

AUTOS 6 Y 8 CILINDROS	54-67	31061	31072
AUTOS TODOS	96-95	31109	-
AUTOS TODOS	70-94	31109	31072
AUTOS TODOS	68-69	31061	31072
CAMIONES Y CAMIONETAS TODOS	95-96	31109	-
CAMIONES Y CAMIONETAS TODOS	70-94	31102	31072



**FORD**

MARCA	MOD.	MOTOR	CARTER
CAMIONETAS TODAS	97-00	31109	-
CONTOUR L4 2.0L	95-00	31117	-
CONTOUR V6 2.5L	95-00	31109	-
CROWN VICTORIA	91-02	31109	-
ESCAPE L4 2.0L	01	31117	-
ESCORT	99	31109	-
EXCURSION	01-02	31109	-
EXPEDITION	01-02	31109	-
F150	01-02	31109	-
FOCUS	00	31117	-
GRAND MARQUIS	01-02	31109	-
GRAND MARQUIS	99-00	31109	-
LINCOLN LS	02	31109	-
LINCOLN TOWN CAR	86-02	31109	-
MUSTANG	99-01	31109	-
MYSTIQUE	99-00	31109	-
NAVIGATOR	98-01	31109	-
SABLE	99-00	31109	-
THUNDERBIRD	88-97	31109	-
TOPAZ	87-94	31109	-
WINDSTAR	01-02	31109	-
ZX2	98	31117	-
ZX2	99	31109	-
ZX2	00-02	31117	-

**GENERAL MOTORS**

AUTOS 6 CIL. TODOS	74-94	31066	-
AUTOS 6 CIL. TODOS	67-74	31272	-
AUTOS 8 CIL. TODOS	73-94	31066	-
AUTOS 8 CIL. TODOS	67-72	31272	-
AUTOS TODOS	92-96	31103	-
AZTEK	01	31103	-
CADILLAC DEVILLE	96-02	31103	-
CAMARO	99-02	31103	-
CAMIONES YCAMIONETAS 6 CIL.	67-96	31066	-
CAMIONES YCAMIONETAS 8 CIL.	67-96	31066	-
CAVALIER	99-02	31111	-
CENTURY	99-02	31103	-
CK 1500-2500	00-02	31103	-
CORVETTE	99-02	31103	-
IMPALA	00-02	31103	-
LUMINA	98-02	31104	-
LUMINA V6 3.1L	95-97	31103	-
MALIBU	99-02	31103	-
MONTE CARLO	98-02	31103	-
PONTIAC GRAND AM	99-02	31103	-
PONTIAC GRAND PRIX	99-02	31103	-
PONTIAC SUNFIRE	99-01	31111	-
S10 BLAZER	00-02	31103	-
SILVERADO	00-02	31103	-
SUBURBAN	02	31103	-
TRAILBLAZER	02	31103	-
VENTURE	99-02	31103	-

**HONDA**

ACCORD	02	31109	-
CIVIC	02	31109	-
ACCORD	01	31109	-
CIVIC	01	31109	-
CR-V	01	31109	-
ACCORD	99-00	31109	-
CIVIC	99-00	31109	-
ODYSSEY	99-00	31109	-

**INFINITY**

I30	98-01	31115	-
Q45	98-01	31115	-

**JEEP**

MARCA	MOD.	MOTOR	CARTER
JEEP			
CHEROKEE	01	31118	-
CHEROKEE	99-00	31118	-
GRAND CHEROKEE L6 4.0L	01	31118	-
GRAND CHEROKEE L6 4.0L	99-00	31118	-
GRAND CHEROKEE L6 4.0L	02	31118	-
JEEP TODOS	50-62	31061	-
WAGONEER	76-79	-	31069
WRANGLER L4 2.5L	99-00	31066	-

**MERCEDEZ BENZ**

AUTOS TODOS	67-96	31100	-
C230	97	31100	-
C230	00	31100	-
C230	98	31100	-
C280	97	31100	-
C280	00	31100	-
C280	98	31100	-
E320	97	31100	-
E320	00	31100	-
E320	99	31100	-
ML320	00	31100	-
ML320	98	31100	-
ML320	99	31100	-
SLK230	00	31100	-
SLK230	98	31100	-
SLK230	99	31100	-

**NISSAN**

ALTIMA	99-00	31115	-
ALTIMA	01	31115	-
ALTIMA	02	31115	-
ALTIMA	96	31115	-
AUTOS TODOS	59-94	31109	-
AUTOS TODOS	70-73	31109	-
CAMIONETAS TODAS	83-96	31115	-
CAMIONETAS TODAS	59-82	31109	-
HIKARI	84-92	31115	-
ICHIVAN MOTOR 2.4	93-95	31115	-
KING CAB	93-95	31115	-
LUCINO	96	31115	-
MAXIMA	99-00	31115	-
MAXIMA	01	31115	-
MAXIMA	92-96	31115	-
PATHFINDER	95-02		
PICK UP	93-95	31115	-
QUEST	95-02	31115	-
SENTRA	01	31115	-
SENTRA	02	31115	-
SENTRA	96	31115	-
TSUBAME	93-96	31115	-
TSURU	97-02	31115	-
TSURU	93-95	31115	-
TSURU	84-92	31115	-
TSURU 2000 GSR	93-96	31115	-
XTERRA	00-02	31115	-

**TOYOTA**

CAMRYL4 2.2L	2001	31081	-
COROLLA	2002	31081	-

**VOLKSWAGEN**

ATLANTIC(ENFRIADOS PORAGUA)	77-87	31100	-
BEETLE	02	31101	-
BEETLE	99-00	31100	-
CABRIO	02	31101	-
CABRIO	99-00	31100	-



# TAPONES DE ACEITE TAPONES DE GASOLINA

# Catálogo de Aplicaciones 2003 para Automóviles y Camionetas

## VOLKSWAGEN

MARCA	MOD.	MOTOR	CARTER
CARABELLE	93-96	31100	-
CARIBE(ENFRIADOS PORAGUA)	77-87	31100	-
COMBI	93-96	31100	-
COMBI	65-88	31100	-
CORSAR(ENFRIADOS PORAGUA)	77-87	31100	-
CORSAR VARIANT	87-88	31100	-
EUROVAN	02	31101	-
GOLF	02	31101	-
GOLF	99-00	31100	-
GOLF	91-92	31100	-
GOLF	93-96	31100	-
JETTA	02	31101	-
JETTA	99-00	31100	-
JETTA	91-92	31100	-
JETTA	93-96	31100	-
PANEL	93-96	31100	-
PANEL	65-88	31100	-
PASSAT	01-02	31100	-
PASSAT	91-92	31100	-
PASSAT	93-96	31100	-
PASSATL4, 1.8L	99-00	31100	-
SEDAN	65-92	31100	-
SEDAN	93-96	31100	-
VARIANT	91-92	31100	-
VENTO VRG	93-96	31100	-

## TAPONES DE GASOLINA

MARCA	AÑO	C/CONT. EMISIONES C/LLAVE S/LLAVE	REGULAR S/LLAVE C/LLAVE
-------	-----	--------------------------------------	----------------------------

### AMERICAN MOTORS

AMERICAN	76-83	-	-	31723	31671
CLASSIC	65-75	-	-	31723	31671
GREMLIN	65-75	-	-	31723	31671
GREMLINAMX	76-83	-	-	31723	31671
GUAYIN	76-83	-	-	31723	31671
JAVELIN	72-79	-	-	31723	31671
PACER	72-79	-	-	31723	31671
PACER	65-75	-	-	31723	31671
RALLY	76-83	-	-	31723	31671
RAMBLERAMERICAN	65-75	-	-	31723	31671

### AUDI

A4 QUATTRO	99-01	-	-	31833	31781
A6 QUATTRO	99-01	-	-	31833	31781
A8 QUATTRO	99-01	-	-	31833	31781
TT	00-01	-	-	31833	31781

### CHRYSLER

300M	99	31734	31615	31748	31778
300M	00-02	-	-	31838	31836
ADVENTURER	80-94	-	-	31743	31775
ATOS	01	31734	31615	31748	31778
CARAVAN	00-02	-	-	31838	31836
CHRYSLER IMPERIAL	91	31734	31615	31748	31778
CIRRUS	99	31734	31615	31748	31778
CIRRUS	00-02	-	-	31838	31836
CONCORD	96-93	31734	31615	31748	31778
CONCORDE	99	31734	31615	31748	31778
CONCORDE	00-02	-	-	31838	31836
CORDOBA	80-82	31734	31615	31748	31778
CUSTOM	80-94	-	-	31743	31775
D 300	65-77	-	-	31648	31692
D350	80-94	-	-	31743	31775
D600	65-77	-	-	31648	31692
DARTK	82-89	31734	31615	31748	31778
DODGE D100	63-79	-	-	31743	31775

## CHRYSLER

MARCA	AÑO	C/CONT. EMISIONES C/LLAVE S/LLAVE	REGULAR S/LLAVE C/LLAVE		
DODGEADVENTURER	80-94	31734	31615	31748	31778
DODGE CAMIONES	65-77	-	-	31648	31692
DODGE CAMIONES	80-94	-	-	31743	31775
DODGE CHEROKEE	86-96	31734	31615	31748	31778
DODGE CLUB CAB	63-79	-	-	31743	31775
DODGE CLUB CAB	80-94	31734	31615	31748	31778
DODGE CLUB CAB	86-96	31734	31615	31748	31778
DODGE D150	80-94	31734	31615	31748	31778
DODGE D250	86-96	31734	31615	31748	31778
DODGE DART	66-76	-	-	31743	31775
DODGE GRAN VOYAGER	91-94	31734	31615	31748	31778
DODGE PICK UP	63-79	-	-	31743	31775
DODGE PICK UP	80-94	31734	31615	31748	31778
DODGE PICK UP	86-96	31734	31615	31748	31778
DODGE PROSPECTOR	86-96	31734	31615	31748	31778
DODGE RAM 4000	96	31734	31615	31748	31778
DODGE RAM 6500	96	31734	31615	31748	31778
DODGE RAM 7000	96	31734	31615	31748	31778
DODGE RAM CHARGER	86-96	31734	31615	31748	31778
DODGE RAM LAREDO	96	31734	31615	31748	31778
DODGE RAM MAGNUM	96	31734	31615	31748	31778
DODGE RAM MINI VANS	96	31734	31615	31748	31778
DODGE RAM V8	96	31734	31615	31748	31778
DODGE RAM, 3500	96	31734	31615	31748	31778
DODGE SEALTH	91	31734	31615	31748	31778
DURANGO	00-02	-	-	31838	31836
DUSTER	66-76	-	-	31743	31775
GUAYIN	66-76	-	-	31743	31775
GUAYIN K	82-89	31734	31615	31748	31778
INTREPID	99	31734	31615	31748	31778
INTREPID	00-02	-	-	31838	31836
INTREPID	96-93	31734	31615	31748	31778
LE BARON 4 PUERTAS	80-82	31734	31615	31748	31778
LEBARON	89-94	31734	31615	31748	31778
LEBARON 2 PUERTAS	78-79	-	-	31604	31669
LEBARON 4 PUERTAS GUAYIN	78-79	-	-	31604	31669
LEBARON GUAYIN	80-82	31734	31615	31748	31778
LEBARON K	83-88	31734	31615	31748	31778
LEBARON K GUAYIN	83-88	31734	31615	31748	31778
LEBARON K MAGNUM 400TURBO	83-88	31734	31615	31748	31778
LEBARON K TURBO	83-88	31734	31615	31748	31778
LEBARON TURBO	80-82	31734	31615	31748	31778
LHS	99	31734	31615	31748	31778
LHS	00-02	-	-	31838	31836
MFI	91-94	31734	31615	31748	31778
MONACO	73-77	-	-	31722	31670
MONACO GUAYIN	73-77	-	-	31722	31670
NEON	00-02	-	-	31838	31836
NEON	95-96	31734	31615	31748	31778
NEON	97-98	31734	31615	31748	31778
NEW YORKER	85-94	31734	31615	31748	31778
NEW YORKER TURBO	85-94	31734	31615	31748	31778
PHANTOM	87-94	31734	31615	31748	31778
PHANTOM RT	87-94	31734	31615	31748	31778
PHANTOM TURBO	87-94	31734	31615	31748	31778
PTCRUISER	00-02	-	-	31838	31836
RAM PICK UP	00-02	-	-	31838	31836
SEBRING	00-02	-	-	31838	31836
SHADOW	89-94	31734	31615	31748	31778
SPIRIT RT	89-94	31734	31615	31748	31778
STRATUS	00-02	-	-	31838	31836
STRATUS	97-98	31734	31615	31748	31778
SUPER BEE	66-76	-	-	31743	31775
TOWN & COUNTRY	00-02	-	-	31838	31836
TOWN COUNTRY	96-93	31734	31615	31748	31778
VIPER RT10	96-93	31734	31615	31748	31778
VOLARE K	82-89	31734	31615	31748	31778
VOLARE MAGNUM	81-82	31734	31615	31748	31778
VOYAGER	00-02	-	-	31838	31836



**FORD**

MARCA	Año	C/CONT. EMISIONES		REGULAR	
		C/LLAVE	S/LLAVE	S/LLAVE	C/LLAVE
200	60-70	-	-	31624	31683
CAMION F-350	82-88	31734	31615	31748	31778
CAMION F-350	89-96	31734	31615	-	-
CAMIONETA AEROSTAR	91-96	31734	31615	-	-
CAMIONETA CHASIS CON CABINA	91-96	31734	31615	-	-
CAMIONETA CLUB WAGON	96	31734	31615	-	-
CAMIONETA ECONOLINE	96	31734	31615	-	-
CHASIS CON CABINA F-300	60-72	-	-	31623	31691
CHASIS CON CABINA F-300	73-76	-	-	31624	31683
CHASIS CON CABINA F-300	77-78	-	-	31622	31716
CHASIS CON CABINA F-300	79-81	-	-	31630	31730
CHASIS CON CABINA F-350	82-86	-	-	31630	31730
CHASIS CON CABINA F-350	87-88	31734	31615	31748	31778
CHASIS CON CABINA F-350	89-90	31734	31615	-	-
CHASIS CON CABINA F-600	60-80	-	-	31623	31691
CHASIS CON CABINA F-600	80-85	-	-	31803	31823
CONTOUR	95-96	31734	31615	-	-
CONTOUR	99-00	-	-	31637	31783
COUGAR	89-97	31734	31615	-	-
COUGAR	98-01	-	-	31830	31828
CROWN VICTORIA	99-02	-	-	31830	31828
CROWN VICTORIA ZX2	99-02	-	-	31830	31828
CUSTOM B-100	79	-	-	31720	31761
CUSTOM B-100	60-72	-	-	31623	31691
CUSTOM B-100	73-76	-	-	31624	31683
CUSTOM B-100	77-78	-	-	31622	31716
CUSTOM B-100	80-86	-	-	31630	31730
CUSTOM B-100	87-88	31734	31615	31748	31778
CUSTOM B-100	89-90	31734	31615	-	-
ECONOLINE RANCHERA	61-69	-	-	31624	31683
ESCAPE	01-02	-	-	31830	31828
ESCORT	95-96	31734	31615	-	-
EXCURSION	01-02	-	-	31830	31828
EXPEDITION	99-00	-	-	31830	31828
EXPEDITION	01-02	-	-	31830	31828
EXPLORER	01-02	-	-	31830	31828
EXPLORER	86-90	31734	31615	31748	31778
EXPLORER	99-00	-	-	31830	31828
EXPLORER XLT	82-88	31734	31615	31748	31778
EXPLORER XLT	89-96	31734	31615	-	-
F-150	79	-	-	31720	31761
F-150	60-72	-	-	31623	31691
F-150	73-76	-	-	31624	31683
F-150	77-78	-	-	31622	31716
F-150	80-86	-	-	31630	31730
F-150	87-88	31734	31615	31748	31778
F-150	89-90	31734	31615	-	-
FALCON	60-70	-	-	31624	31683
FALCON GUAYIN	60-70	-	-	31624	31683
FOCUS	00-02	-	-	31637	31783
GALAXIE	60-78	-	-	31720	31761
Ghia	91-96	31734	31615	-	-
GRAND MARQUIS	82-84	-	-	31720	31761
GRAND MARQUIS	91-96	31734	31615	-	-
GRAND MARQUIS	99-02	-	-	31830	31828
GRAND MARQUIS GUAYIN	82-84	-	-	31720	31761
GUAYIN	60-78	-	-	31720	31761
LINCOLN TOWNCAR	91-96	31734	31615	-	-
LINCOLN TOWNCAR	99-02	-	-	31830	31828
LTD	60-78	-	-	31720	31761
LTD	79-81	-	-	31720	31761
LTD GUAYIN	79-81	-	-	31720	31761
MARK VIII	96	-	-	31830	31828
MARK VIII	97-98	-	-	31830	31828
MAVERICK	70-77	-	-	31609	31769
MICRO	82-88	31734	31615	31748	31778
MICRO	89-96	31734	31615	-	-
MICRO	91-96	31734	31615	-	-
MUSTANG	65-70	-	-	31624	31683
MUSTANG	70-78	-	-	31609	31769

MARCA	Año	C/CONT. EMISIONES		REGULAR	
		C/LLAVE	S/LLAVE	S/LLAVE	C/LLAVE
MUSTANG	78-79	-	-	31720	31761
MUSTANG	95-96	31734	31615	-	-
MUSTANG	99-01	-	-	31830	31828
MUSTANG HARDTOP	84	31734	31615	31748	31778
MUSTANG HARDTOP	80-81	-	-	31720	31761
MUSTANG HARDTOP	82-83	31734	31615	31748	31778
MUSTANG HATCHBACK	84	31734	31615	31748	31778
MUSTANG HATCHBACK	80-81	-	-	31720	31761
MUSTANG HATCHBACK	82-83	31734	31615	31748	31778
MYSTIQUE	95-96	31734	31615	-	-
MYSTIQUE	99-00	-	-	31637	31783
NAVIGATOR	98-01	-	-	31830	31828
PICK UP F-250	91-96	31734	31615	-	-
PICK UP B-200	86-90	31734	31615	31748	31778
PICK UP F-100	79	-	-	31720	31761
PICK UP F-100	60-72	-	-	31623	31691
PICK UP F-100	73-76	-	-	31624	31683
PICK UP F-100	77-78	-	-	31622	31716
PICK UP F-100	80-86	-	-	31630	31730
PICK UP F-100	87-88	31734	31615	31748	31778
PICK UP F-100	89-90	31734	31615	-	-
PICK UP F-150	91-96	31734	31615	-	-
PICK UP F-200	86-90	31734	31615	31748	31778
PICK UP F-200	91-96	31734	31615	-	-
PICK UP LOBO FIGHTER	91-96	31734	31615	-	-
RANGER	01-02	-	-	31830	31828
RANGER	99-00	-	-	31830	31828
RANGER ESTACAS	60-72	-	-	31623	31691
RANGER ESTACAS	73-76	-	-	31624	31683
RANGER ESTACAS	77-78	-	-	31622	31716
RANGER ESTACAS	79-81	-	-	31630	31730
RANGER XL	91-96	31734	31615	-	-
RANGER XLT	82-86	-	-	31630	31730
RANGER XLT	86-90	31734	31615	31748	31778
RANGER XLT	87-88	31734	31615	31748	31778
RANGER XLT	89-90	31734	31615	-	-
RANGER XLT	91-96	31734	31615	-	-
SABLE	96	-	-	31830	31828
SABLE	99-02	-	-	31830	31828
SUPER CAB	91-96	31734	31615	-	-
TAURUS	88-91	31734	31615	31748	31778
TAURUS GUAYIN	88-91	31734	31615	31748	31778
THUNDERBIRD SC	89-97	31734	31615	-	-
THUNDERBIRD SVO	89-97	31734	31615	-	-
TOPAZ GLX	89-94	31734	31615	-	-
TOPAZ GS	89-94	31734	31615	-	-
TOPAZ XL	89-94	31734	31615	-	-
WINDSTAR	01-02	-	-	31830	31828
WINDSTAR	99-00	-	-	31830	31828

**GENERAL MOTORS**

2500 VANETT	87-93	31734	31615	31748	31778
ASTRA	02	31734	31615	31748	31778
AZTEK	01	-	-	31636	31782
BLAZER	87-96	31734	31615	31748	31778
BLAZER S10	97-02	-	-	31636	31782
BUICK REGAL LIMITED	96	31734	31615	31748	31778
C-3500	96	31734	31615	31748	31778
CADILLAC DEVILLE, ELDORADO	98-02	-	-	31636	31782
CADILLAC ELDORADO	98-02	-	-	31636	31782
CADILLAC SEDAN DEVILLE	91-93	31734	31615	31748	31778
CADILLAC SEDAN DEVILLE	94-96	31734	31615	-	-
CAMARO	99-02	-	-	31636	31782
CAMARO Z-28	96	-	31634	31633	31733
CAMIONETA BLAZER	91-94	31734	31615	31748	31778
CAPRICE	78-83	31734	31615	31748	31778
CAVALIER	97-02	-	-	31636	31782
CAVALIER	99-02	-	-	31636	31782
CAVALIER MFI	90	31734	31615	31748	31778



## GENERAL MOTORS

MARCA	AÑO	C/CONT. EMISIONES		REGULAR	
		C/LLAVE	S/LLAVE	S/LLAVE	C/LLAVE
CAVALIER MFI	91-94	31734	31615	-	-
CAVALIER MFI	95-96	-	-	31832	31780
CAVALIER Z24	90	31734	31615	31748	31778
CAVALIER Z24	91-94	31734	31615	-	-
CAVALIER Z24	95-96	-	-	31832	31780
CELEBRITY	82-90	31734	31615	31748	31778
CENTURY	87-94	31734	31615	31748	31778
CENTURY	97-02	-	-	31636	31782
CENTURY ELDORADO	87-94	31734	31615	31748	31778
CENTURY LIMITED SS	83-96	31734	31615	31748	31778
CENTURY LTD	83-96	31734	31615	31748	31778
CENTURY LTD	87-94	31734	31615	31748	31778
CENTURY ROYAL.S	87-94	31734	31615	31748	31778
CHEVELLE	78-83	31734	31615	31748	31778
CHEVROLET CAMIONES C-30	62-74	-	-	31623	-
CHEVROLET CAMIONES C-30	75-82	-	-	31623	-
CHEVROLET CAMIONES C-35	83-88	-	-	31801	-
CHEVROLET CAMIONES C-60	60-85	-	-	31623	-
CHEVROLET CAMIONES CHASSIS P30	60-85	-	-	31623	-
CHEVROLET CHEVELLE	65-70	-	-	10632	31670
CHEVROLET CHEVELLE	71-72	-	-	31722	31670
CHEVY	94-02	31734	31615	31748	31778
CHEVY II	73-74	-	-	31722	31670
CHEVY II	75-79	31734	31615	31748	31778
CHEVY NOVA CONCOURS	73-74	-	-	31722	31670
CHEVY NOVA CONCOURS	75-79	31734	31615	31748	31778
CHEVY VAN	96	31734	31615	31748	31778
CHEYENNE	93	31734	31615	31748	31778
CHEYENNE	78-83	31734	31615	31748	31778
CHEYENNE	87-88	31734	31615	31748	31778
CHEYENNE 400 SS	96	31734	31615	31748	31778
CHEYENNE, CUSTOM	83-88	-	-	31801	-
CITATION	82-85	31734	31615	31748	31778
CLUB CAB	62-82	31734	31615	31748	31778
CORVETTE	91-93	31734	31615	31748	31778
CORVETTE	94-96	31734	31615	-	-
CORVETTE	99-02	-	-	31636	31782
CUTLASS EUROSPO RT MFI	87-96	31734	31615	31748	31778
EUROSPO RT	82-85	31734	31615	31748	31778
EUROSPO RT Z24	95-96	-	-	31832	31780
G-20 REPARTO	96	31734	31615	31748	31778
HUNTER	87-88	31734	31615	31748	31778
HUNTER VANETT	93	31734	31615	31748	31778
IMPALA	00-02	-	-	31636	31782
IMPALA	65-70	-	-	10632	31670
IMPALA	71-72	-	-	31722	31670
KODIAK	96	31734	31615	31748	31778
MALIBU	78-83	31734	31615	31748	31778
MALIBU	99-02	-	-	31636	31782
MICRO	96	31734	31615	31748	31778
MONTECARLO	81-84	31734	31615	31748	31778
MONZA	94-02	31734	31615	31748	31778
NEVADA	91-94	31734	31615	31748	31778
PICK UP	91-94	31734	31615	31748	31778
PICK UP 1500	93	31734	31615	31748	31778
PICK UP 2500	89-90	31734	31615	31748	31778
PICK UP C-10	62-82	31734	31615	31748	31778
PICK UP C-20	87-88	31734	31615	31748	31778
PICK UP C-30	78-83	31734	31615	31748	31778
PICK UP C-35	78-83	31734	31615	31748	31778
PICK UPS-10 MAXI CAB 400 SS	91-94	31734	31615	31748	31778
PONTIAC FIREBIRD	96	-	31634	31633	31733
PONTIAC GRAND AM	97-02	-	-	31636	31782
PONTIAC SUNFIRE	97-02	-	-	31636	31782
ROYAL.S	87-96	31734	31615	31748	31778
SEVILLE	87-96	31734	31615	31748	31778
SILVERADO	96	31734	31615	31748	31778
SILVERADO 1500-3500	0-02	-	-	31832	31780
SUBURBAN 1500-2500	0-02	-	-	31832	31780
SUBURBAN CUSTOM DELUXE	87-96	31734	31615	31748	31778

MARCA	AÑO	C/CONT. EMISIONES		REGULAR	
		C/LLAVE	S/LLAVE	S/LLAVE	C/LLAVE
SUBURBAN SIERRA CLASSIC	87-93	31734	31615	31748	31778
TRAILBLAZER	02	-	-	31636	31782
TRANSAM	96	-	31634	31633	31733
VENTURE	97	31734	31615	31748	31778
VENTURE	98-02	-	-	31636	31782

## HONDA

ACCORD	99-02	-	-	31832	31780
CIVIC	02	-	-	31832	31780
CIVIC	99-00	-	-	31832	31780
ODYSSEY	99-01	-	-	31832	31780

## INFINITY

I30	01	-	-	31832	31780
I30	99-00	31734	31615	31748	31778
Q45	01	-	-	31832	31780
Q45	99-00	31734	31615	31748	31778

## JEEP

CHEROKEE	00	-	-	31838	31836
CHEROKEE	01-02	-	-	31838	31836
CHEROKEE	97-99	31734	31615	31748	31778
GRAND ALPINA PICK UP CHASIS	73-74	-	-	-	31671
GRAND ALPINA PICK UP CHASIS	75-77	-	-	31602	31661
GRAND ALPINA PICK UP CHASIS	78-83	-	-	31629	31659
GRAND ALPINA PICK UP CHASIS	84-86	31734	31615	31748	31778
GRAND CHEROKEE	00	31734	31615	31748	31778
GRAND CHEROKEE	01-02	-	-	31838	31836
GRAND CHEROKEE	97-99	31734	31615	31748	31778
JEEP CJ7 4X4	73-76	-	-	31705	31671
JEEP CJ7 4X4	77-86	-	-	31629	31659
LAREDO	73-76	-	-	31705	31671
LAREDO	77-86	-	-	31629	31659
LIBERTY	02	-	-	31838	31836
WAGONNER	73-74	-	-	-	31671
WAGONNER	75-77	-	-	31602	31661
WAGONNER	78-83	-	-	31629	31659
WAGONNER	84-86	31734	31615	31748	31778
WRANGLER	00	31734	31615	31748	31778
WRANGLER	97-99	31734	31615	31748	31778

## LANDROVER

DISCOVERY	98-00	31734	31615	-	-
RANGE ROVER	98-99	31734	31615	-	-

## MERCEDEZ BENZ

220	67-76	-	-	31720	-
220-S	67-76	-	-	31720	-
230-F	67-76	-	-	31720	-
230-S	67-76	-	-	31720	-
280-C	76-81	-	-	31720	-
280-E	76-81	-	-	31720	-
280-S	76-81	-	-	31720	-
280-SE	76-81	-	-	31720	-
280-SL	76-81	-	-	31720	-
280-SLC	76-81	-	-	31720	-
420-E	87-91	-	-	31720	-
420-SE	87-91	-	-	31720	-
420-SLC	87-91	-	-	31720	-
450-SE	90-93	-	-	31720	-
450-SLC	90-93	-	-	31720	-
500 SEL	91-93	-	-	31720	-
500-L	91-93	-	-	31720	-
500-SL	90-93	-	-	31720	-



**MERCEDES BENZ**

MARCA	Año	c / Cont. de Emis.		REGULAR	
		c/LLAVE	s/LLAVE	s/LLAVE	c/LLAVE
506-C	90-93	-	-	31720	-
506-SEL	90-93	-	-	31720	-
560-SL	89-91	-	-	31720	-
600-L	91-93	-	-	31720	-
ML320	99-00	-	-	31832	31780

**NISSAN**

ALTIMA	02	-	-	31838	31836
ALTIMA	96	31734	31615	31748	31778
ALTIMA	99-01	31734	31615	31748	31778
INFINITE	96	31734	31615	31748	31778
LUCINO	96	31734	31615	31748	31778
MAXIMA	99-01	31734	31615	31748	31778
NISSAN 240 SX	91-94	31734	31615	31748	31778
NISSAN 300 ZX	91-94	31734	31615	31748	31778
NISSAN MAXIMA	91-96	31734	31615	31748	31778
PATHFINDER	01-02	-	-	31838	31836
PATHFINDER	99-00	31734	31615	31748	31778
QUEST	99	31734	31615	31748	31778
QUEST	00-02	-	-	31838	31836
SEDAN 2000	91-96	31734	31615	31748	31778
SENTRA	01	-	-	31838	31836
SENTRA	02	-	-	31838	31836
SENTRA	96	31734	31615	31748	31778
SENTRA	91-00	31734	31615	31748	31778
TSUBAME VAGONETA	93-96	31734	31615	31748	31778
TSURU	91-00	31734	31615	31748	31778
XTERRA	00	31734	31615	31748	31778
XTERRA	01-02	-	-	31838	31836

**RENAULT**

ENCORE	85-86	31734	31615	31748	31778
ENCORE LIMITED	85-86	31734	31615	31748	31778
GUAYIN 1.6 LTS.	81-85	-	-	31723	31671
R-11	85-86	31734	31615	31748	31778
R-18 TX.	85-86	-	-	31723	31671
R-18 GTX GUAYIN 2 LTS.	85-86	-	-	31723	31671
R-18 SEDAN	81-85	-	-	31723	31671
R-18 SEDAN	85-86	-	-	31723	31671
R-9 ALLIANCE	84-85	31734	31615	31748	31778
R-9 ALLIANCE	85-86	31734	31615	31748	31778
R-9 ALLIANCE 1.7 LTS	85-86	31734	31615	31748	31778
R-9 ALLIANCE 1.4 LTS.	84-85	31734	31615	31748	31778
R-9 ALLIANCE DL	84-85	31734	31615	31748	31778
R-9 ALLIANCE DL	85-86	31734	31615	31748	31778
R-9 ALLIANCE L	85-86	31734	31615	31748	31778
R-9 ALLIANCE L.	84-85	31734	31615	31748	31778
RENAULT TODOS	66-70	-	-	31646	31692

**TOYOTA**

CAMRY, COROLLA	01-02	-	-	31832	31780
----------------	-------	---	---	-------	-------

**VOLKSWAGEN**

ATLANTIC	81-84	-	-	-	31672
ATLANTIC	85-87	-	-	-	31672
ATLANTIC GL	81-84	-	-	-	31672
ATLANTIC GL	85-87	-	-	-	31672
ATLANTIC GLS	81-84	-	-	-	31672
ATLANTIC GLS	85-87	-	-	-	31672
BEEBLE	99-02	-	-	31833	31781
CABRIO	99-02	-	-	31833	31781
CARIBE CITYPLUS PRO	80-87	-	-	-	31672
CARIBE GL	80-87	-	-	-	31672
CARIBE GT	80-87	-	-	-	31672
CORSAR CD	84-86	-	-	31720	31761

**VOLKSWAGEN**

MARCA	Año	c / Cont. de Emis.		REGULAR	
		c/LLAVE	s/LLAVE	s/LLAVE	c/LLAVE
CORSAR CD	87-88	-	-	31720	-
CORSAR GL	84-86	-	-	31720	31761
CORSAR GL	87-88	-	-	31720	-
CORSAR VARIANT	87-88	-	-	31720	-
DERBY	88-96	-	-	31833	31781
EUROVAN	00-01	-	-	31833	31781
GOLF	88-96	-	-	31833	31781
GOLF	90-01	-	-	31833	31781
GOLF CL	88-96	-	-	31833	31781
GOLF MFI	88-96	-	-	31833	31781
JETTA	90-02	-	-	31833	31781
PASSAT	91	-	-	31833	31781
PASSAT	90-02	-	-	31833	31781
PASSAT VARIANT	91	-	-	31833	31781
POINTER	98-00	-	-	31748	-
SEDAN	73-00	-	-	-	10584

**VOLVO**

S40	00-01	-	-	31832	31780
-----	-------	---	---	-------	-------

**ENSAMBLES DE  
DIRECCION HIDRAULICA**

MARCA	MOTOR	AÑO	No. PARTE
-------	-------	-----	-----------

**AMERICAN MOTORS**

TODOS	6 CIL.	68-74	70855
PACER	6 CIL.	75-79	70864
RAMBLER	TODOS	80-87	71139

**CHRYSLER**

300M	V-6 3.5L	99-02	92070
BARRACUDA	TODOS	73-74	80127
CAMION DODGE FULLSIZE PICK UP	TODOS	94-98	80070
CAMION DODGE SERIES "W, D"	TODOS	90-91	71818
CAMION DODGE SERIES "W, D" C/ TRAC. 4 RUEDAS	TODOS	91-93	71819
CAMION DODGE SERIES B VAN	TODOS	85-91	71432
CAMIONETADODGE SERIES D, W	TODOS	92-93	71820
CAMIONETADODGE VAN SERIE B	TODOS	77-78	70940
CAMIONETADODGE VAN SERIE B	TODOS	80-85	71135
CAMIONETAS VOYAGER	V-8 318, 360 C/BOMBA AIRE	77-78	71036
CARAVAN	4 CIL. 2.5L	86-95	91650
CARAVAN	TODOS	88-95	91675
CARAVAN	4 CIL. 2.4L	96-98	91824
CARAVAN	TODOS	96-98	91825
CHARGER	TODOS	75-79	71156
CHRYSLER MOD. "K"	TODOS	82-90	91508
CHRYSLER PICK UP	V-8	90-94	71399
CIRRUS	4 CIL. 2.4L SIN ASISTENCIA	00	80314
CIRRUS	4 CIL. 2.4L CON ASISTENCIA	97-00	80315
CIRRUS	V-6 2.5L	95-00	91896
CONCORDE	V-6 3.3L	93-96	80061
CONCORDE	V-6 3.5L	93-97	91823
CONCORDE	V-6 3.5L	93-97	91823
CONCORDE	V-6 3.5L	02	92070
CONCORDE	V-6 3.2L	98-01	92070
CORDOBA	TODOS	73-78	70347
CORDOBA	TODOS	75-79	70351
CORDOBA	TODOS	80-89	71137
CORDOBA	TODOS	75-79	71156
CORDOBA	TODOS	75-79	71156
CHRYSLER CAMIÓN	TODOS	87-95	91644
DART	TODOS	75-79	70349
DART	TODOS	75-79	71156
DODGE CAMIÓN	TODOS	80-82	71133
DODGE DART	6 CIL.	68	70333



**CHRYSLER**

MARCA	MOTOR	Año	No. PARTE
DODGE DART	TODOS	73-76	70353
DODGE DART	TODOS	81-83	91476
DODGE PLYMOUTH	TODOS	89-92	71439
DODGE RAM 50	TODOS	87-89	91664
DURANGO	V-8 5.9L	01-02	80306
DURANGO	V-8 5.2L	00	80306
DURANGO	V-8 5.9L	99	80306
DURANGO	V-8 4.7L C/SENSOR C24WD00-02		30310
DURANGO	V-8 4.7L C/SENSOR C4WD00-02		92062
GRAND CARAVAN	4 CIL. 2.4L	96-98	91824
GRAND CHEROKEE	6 CIL. 4.0L	91-96	71826
GRAND CHEROKEE	6 CIL. 4.0L	94-96	91896
GRAND VOYAGER	V-6 3.8L	94-95	91675
GRAND VOYAGER	V-6 3.8L	96-98	91824
GRAND WAGONEER	6 CIL. 4.0L	94-96	91896
GRAND WAGONEER	6 CIL. 4.0L	91-96	71826
IMPERIAL	TODOS	75-79	70349
IMPERIAL	TODOS	73-76	70353
INTREPID	V-6 3.3L	93-96	80061
INTREPID	V-6 3.5L	93-97	91823
INTREPID	V-6 2.7L, 3.5L	02	92070
INTREPID	V-6 3.2L	00-01	92070
INTREPID	V-6 3.2L	98-99	92070
JEEP	V-8 350	62-69	70198
JEEP CHEROKEE	6 CIL 4.0L	87-90	71395
JEEP CHEROKEE	6 CIL. 4.0L	91-96	71824
JEEP COMANCHE	6 CIL 4.0L	87-90	71395
JEEP COMANCHE	6 CIL. 4.0L	91-96	71824
JEEP WAGONEER	6 CIL 4.0L	87-90	71395
JEEP WAGONEER	6 CIL. 4.0L	91-96	71824
LeBARON	TODOS	75-79	70351
LeBARON	TODOS	80-89	71137
LeBARON	TODOS	75-79	71156
LeBARON	TODOS	88-95	71804
LEBARON	TODOS	95	71820
LEBARON	TODOS	82-83	91476
LEBARON	TODOS	88-89	91665
LEBARON	TODOS	89	91703
LEBARON	TODOS	73-78	70347
LEBARON GTS	TODOS	88	91665
LHS	V-6 3.5L	97	91823
MINI RAM	4 CIL. 2.4L	96-98	91824
MONACO	TODOS	73-76	70353
MONACO	TODOS	73-76	80127
NEON	4 CIL. 2.0L SOHC	95-98	91948
NEON	4 CIL 2.0L DOHC	95-98	91949
NEW YORKER	TODOS	75-79	70349
NEW YORKER	TODOS	73-76	70353
NEW YORKER	TODOS	75-79	71156
NEW YORKER	TODOS	88-95	71804
NEW YORKER	TODOS	90-93	71805
NEW YORKER	V-6 3.3L	93-96	80061
NEW YORKER	TODOS	97	91823
NEW YORKER	TODOS	93-97	91823
NEW YORKER	TODOS	83	91476
PICK UP SERIES J	6 CIL. 4.0L	91-96	71826
PICK UP SERIES J	6 CIL. 4.0L	94-96	91896
PLYMOUTH	TODOS	80-82	71133
RAM CHARGER	V-8	90-94	71399
RAM CHARGER c/TRAC. 4 RUEDAS	TODOS	91-93	71819
RAM CHARGER	TODOS	90-91	71818
RAM PICK UP	V-8 5.9L	94-02	80307
RAM PICK UP	V-8 5.2L	97-01	80307
RAM PICK UP	V-8 5.9L DEL HIDROBOOSTER		
RAM PICK UP	ALACAJA	98-02	80309
RAM PICK UP	V-8 5.9L DE LA BOMBAAL HIDROBOOSTER	98-02	80311
RAMCHARGER	TODOS	92-93	71820
SHADOW	TODOS	88-95	71804
SHADOW	4 CIL. 2.2L, 2.5L	91-94	91508
SHADOW	TODOS	88-89	91665

**CHRYSLER**

MARCA	MOTOR	Año	No. PARTE
SHADOW	TODOS	89-90	91703
SPIRIT	TODOS	88-95	71804
SPIRIT	TODOS	89-93	91703
STRATUS	4 CIL. 2.0L, 2.4L SIN ASISTENCIA	95-00	80314
STRATUS	4 CIL. 2.0L, 2.4L CON ASISTENCIA	97-00	80315
TOWN & COUNTRY	TODOS	87-95	91644
TOWN & COUNTRY	V-6 3.3L	91-95	91675
TOWN & COUNTRY	TODOS	96-98	91825
TOWN & COUNTRY	4 CIL.	84-88	91508
VALIANT	6 CIL.	68	70333
VOLARE	TODOS	80-89	71137
VOLARE	TODOS	75-79	71156
VOYAGER	TODOS	87-95	91644
VOYAGER	4 CIL 2.5L	86-95	91650
VOYAGER	TODOS	88-95	91675
VOYAGER	TODOS	96-98	91825

**FORD**

MARCA	MOTOR	Año	No. PARTE
AEROSTAR	2.8 L	86-87	70436
AEROSTAR	4 CIL.	86-88	70435
AEROSTAR	3.0L	90	91964
AEROSTAR	6 CIL. 3.0L	86-88	70427
AEROSTAR	V-6 3.0L	91-97	91695
AEROSTAR	V-6	88-89	91661
BRONCO II	V-6	90-94	71878
BRONCO II	4 CIL.	84	71214
BRONCO SERIE F	TODOS	90-92	71555
CAMION	2.8 L	86-87	70436
CAMIÓN	4 CIL.	86-88	70435
CAMIÓN	6 CIL. 3.0L	86-88	70427
CAMIÓN BRONCO	6 CIL.	90-96	71850
CAMIÓN BRONCO	5.0L	93-96	71851
CAMIÓN BRONCO SERIE F	TODOS	80-89	71079
CAMIÓN BRONCO SERIE F	TODOS	90-92	71424
CAMIÓN FORD SERIE F	TODOS	71-74	91572
CAMIÓN FORD SERIE F	6 CIL.	93-96	91743
CAMION FORD SERIES F	V-8 7.3L DIESEL	93-96	91849
CAMION FORD SERIES F	V-8 7.5L	93-96	91849
CAMION RANGER	TODOS	85-89	71279
CAMION SERIE E	V-8 5.0L, 5.8L	87-91	71420
CAMION SERIE E	V-8 5.0L	88-89	71420
CAMIÓN SERIE E	TODOS	80-82	71201
CAMIÓN SERIE E	TODOS	76-79	71200
CAMIÓN SERIE F	V-8	84-87	71257
CAMIÓN SERIE F	6 CIL.	78-79	71038
CAMIÓN SERIE F	6 CIL.	90-96	71850
CAMIÓN SERIE F	6 CIL.	78-79	71039
CAMIÓN SERIE F	V-8	78-79	71037
CAMIÓN SERIE F	V-8	67-77	70956
CAMIÓN SERIE F	TODOS	78-79	71040
CAMIÓN SERIE F	5.0L	93-96	71851
CAMION SERIES F	TODOS	78-79	91956
CAMION SERIES F	V-8 5.0L, 5.8L	93-96	91847
CAMIONES SERIE F	TODOS	73-77	91574
CAMIONES SERIES E	6 CIL.	87-96	70429
CAMIONES SERIES E	6 CIL 4.9L	88-89	70429
CAMIONES SERIES F	V-8 7.5L	87-89	70424
CAMIONETABRONCO II	V-6	84-89	71244
CAMIONETAS SERIE E	TODOS	82-96	71202
CAMIONETAS SERIE E	V-8 5.8L	88-89	71202
CONTOUR	V-6 2.5L	95-97	91838
CONTOUR	4 CIL. 2.0L	95-97	91837
COUGAR	3.8L	90-93	91766
COUGAR	TODOS	84-86	91886
COUGAR	TODOS	80-86	71116
COUGAR	TODOS	80	71117
COUGAR	TODOS	67-70	70652
COUGAR	V-6	83-87	71235
COUGAR	TODOS	78-79	70703
COUGAR	V-8	71-73	70669



**FORD**

MARCA	MOTOR	Año	No. PARTE
COUGAR	3.8L	90-96	91767
COUGAR	8 CIL. 5.0L	91-93	91842
COUGAR XR7	V-6 3.8L SC	90-97	91840
CROWN VICTORIA	TODOS	90-91	71425
CROWN VICTORIA	V-8 4.6L	92-94	71827
CROWN VICTORIA	V-8 4.6L	97	80233
CROWN VICTORIA	V-8 4.6L	98-00	80234
ESCORT	4 CIL. 1.9L	91-96	91741
ESCORT	4 CIL. 1.9L	91-96	71841
ESCORT	4 CIL. 1.9L	86-88	70434
ESCORT	4 CIL. 1.8L	91-96	71839
ESCORT	4 CIL. 1.9L	91-96	71840
ESCORT	TODOS	90	71428
EXPEDITION	V-8 4.6L	97-99	80235
EXPLORER	V-6 4.0L	97-99	80237
EXPLORER	V-6	90-94	71878
F-150	V-8 5.4L	97-99	80235
F-150	V-8 4.6L	97-99	80235
F-250	V-8 5.4L	97-99	80235
FAIRLINE	TODOS	69-76	70679
FAIRMONT	TODOS	81-83	71116
FAIRMONT	TODOS	80	71117
FAIRMONT	TODOS	78-84	71180
FAIRMONT	6 Y8 CIL.	78	71018
FAIRMONT	TODOS	78-81	71007
FAIRMONT	TODOS	79	71063
FAIRMONT	TODOS	80-81	71118
FALCON	TODOS	69-76	70679
FALCON	TODOS	67-70	70652
FALCON	6 CIL.	67-70	70652
FALCON	TODOS	66-70	70640
FOCUS	4 CIL. 2.0L C/DOHC	01-03	92000
FOCUS	4 CIL. 2.0L C/DOHC	00	91998
FOCUS	4 CIL. 2.0L C/DOHC	00	91977
FUTURA	TODOS	80	71117
GALAXIE	TODOS	72-78	71324
GRAN MARQUIS	TODOS	90-91	71425
GRANADA	6 CIL.	76	71026
GRANADA	TODOS	80	71114
GRAND MARQUIS	TODOS	84-86	91886
GRAND MARQUIS	V-8 4.6L	92-94	71827
GRAND MARQUIS	V-8 4.6L	97	80233
GRAND MARQUIS	V-8 4.6L	98-00	80234
GRAND MARQUIS	V-6	83-87	71235
LINCOLN	TODOS	67-71	70642
LINCOLN	TODOS	70-71	70660
LINCOLN CONTINENTAL	V-8 4.6L	95-98	91831
LINCOLN CONTINENTAL	V-6 3.8L	90-93	91736
LINCOLN CONTINENTAL	V-6 3.8L	92-93	91737
LINCOLN TOWN	TODOS	91-93	71827
LINCOLN TOWN CAR	V-8 4.6L	97	80233
LINCOLN TOWN CAR	V-8 4.6L	98-00	80234
LINCOLN TOWN CAR	TODOS	90	71444
LTD	V-6	83-87	71235
LTD	TODOS	84-86	91886
LTD	V-6	83-84	91504
LTD II	TODOS	78-79	70703
MAVERICK	V-8	76-77	70710
MAVERICK	V-8	70-74	70678
MAVERICK	V-8	76-77	80029
MAVERICK	TODOS	69-76	70679
MAVERICK	TODOS	67-70	70652
MAVERICK	V-8	76-77	70737
MERCURY	TODOS	78-79	71014
MERCURY	TODOS	76-77	80028
MUSTANG	V-8 4.6L	01-02	80247
MUSTANG	TODOS	66-70	70640
MUSTANG	TODOS	74-77	70680
MUSTANG	V-6 3.8L	94-95	80079
MUSTANG	V-8 5.0L	94-95	80080
MUSTANG	TODOS	80-84	71180

**FORD**

MARCA	MOTOR	Año	No. PARTE
MUSTANG	TODOS	81-82	
MUSTANG	TODOS	79-81	71061
MUSTANG	TODOS	80-81	71118
MUSTANG	V-6	83-87	71235
MUSTANG	TODOS	74-76	70703
MUSTANG	V-8 4.6L	97-99	91976
MUSTANG	V-6 3.8L	96-98	91982
MUSTANG	V-6 3.8L	99	91986
MUSTANG	V-8	71-73	70669
MYSTIQUE	V-6 2.5L	95-97	91838
MYSTIQUE	4 CIL. 2.0L	95-97	91837
MYSTIQUE	4 CIL. 2.0L	98-00	92042
MYSTIQUE	V-6 2.5L	98-00	92042
PICKUPSERIESF-150	V-6 4.2L	97-99	80236
RANGER	V-6	90-94	71878
RANGER	4 CIL.	93-94	91743
RANGER	V-6	84-89	71244
RANGER	TODOS	90-91	71557
RANGER	4 CIL.	83-84	71214
SABLE	V-6 3.0L	94-95	91833
SABLE	V-6 3.8L	90-93	91736
SABLE	V-6	86-87	91637
SABLE	V-6	87-89	91636
SABLE	V-6 3.0L	99	91971
SABLE	V-6 3.0L C/SOHC	99	91971
SABLE	V-6 3.8L	92-93	91737
SABLE	3.0L	93	91738
SABLE	4 CIL.	87-89	91639
SABLE	V-6 3.0L C/DOHC	99	91970
SABLE	V-6 3.0L C/SOHC	96-98	91970
SABLE	V-6 3.8L	88-93	91776
SERIEFCAMIÓN	TODOS	87-89	70426
TAURUS	TODOS	88-89	91669
TAURUS	V-6 3.0L	88-92	71829
TAURUS	V-6 3.0L	94-95	71830
TAURUS	V-6 3.0L	87-89	91638
TAURUS	V-6 3.8L	90-93	91736
TAURUS	V-6	86-87	91637
TAURUS	V-6	87-89	91636
TAURUS	V-6 3.8L	92-93	91737
TAURUS	3.0L	93	91738
TAURUS	4 CIL.	87-89	91639
TAURUS	V-6 3.0L C/SOHC	96-98	91970
TAURUS	V-6 3.8L	88-93	91776
TAURUS	V-6 3.0L C/DOHC	99	91970
SABLE	V-6 3.0L C/DOHC	99	91970
TAURUS	V-6 3.0L C/SOHC	96-98	91970
SABLE	V-6 3.0L C/SOHC	96-98	91970
THUNDERBIRD	3.8L	90-93	91766
THUNDERBIRD	TODOS	84-86	91886
THUNDERBIRD	TODOS	80-86	71116
THUNDERBIRD	TODOS	80	71117
THUNDERBIRD	V-6	83-87	71235
THUNDERBIRD	TODOS	78-79	70703
THUNDERBIRD	V-6	83-84	91504
THUNDERBIRD	3.8L	90-96	91767
THUNDERBIRD	8 CIL. 5.0L	91-93	91842
THUNDERBIRD	V-6 3.8L SC	90-97	91840
THUNDERBIRD	TODOS	70-71	70660
THUNDERBIRD	TODOS C/AA	72-76	71263
THUNDERBIRD	TODOS C/BOMBA	77	70704
TOPAZ	TODOS	92-94	80020
TOPAZ	TODOS	84	71247
TOPAZ	TODOS	89-90	71429
TOPAZ	TODOS	91	71828
TOPAZ	TODOS	84-88	71276
TOPAZ	4 CIL. 2.3L	92-94	91829
TOPAZ	TODOS	92-94	91735
TOPAZ	TODOS	85-88	80059
TOPAZ (DESDE LA BOMBA)	TODOS	85-89	91826
TOPAZ (DESDE LA BOMBA)	6 CIL. 3.0L	92-94	91829



**FORD**

MARCA	MOTOR	Año	No. PARTE
TOPAZ (DESDE LA BOMBA)	TODOS	90	91827
TOPAZ(DELABOMBA)	TODOS	85-89	91843
WINDSTAR	V-6 3.0L	97-98	91979
WINDSTAR	V-6 3.8L	96-98	91980

**GENERAL MOTORS**

AZTEK	V-6 3.4L	01-02	92033
BERETTA	V-6	88-91	71408
BERETTA	4 CIL. 2.0L	88-91	71412
BLAZER	TODOS	82-91	71093
BUICK	TODOS	71-74	70260
BUICK	V-6	75-79	70265
BUICK	V-8	75-79	70277
BUICK	6 CIL.	71-79	70279
BUICK	TODOS	82-84	71181
BUICK REGAL	3.8L	88-95	91707
CADILLAC	TODOS	82-84	71181
CADILLAC CATERA	V-6 3.0L	97-01	80260
CADILLAC DEVILLE	TODOS	81-84	80135
CADILLAC DEVILLE	V-8 4.6L	00-02	92035
CADILLAC EL DORADO	TODOS	79	80115
CADILLAC SEVILLE	V-8 4.6L	00-02	92035
CAMARO	4 CIL.	82-84	71221
CAMARO	4 CIL. C/AA	82-87	71222
CAMARO	V-6	85	71272
CAMARO	V-6, V8	88-92	71422
CAMARO	V-6 3.8L	98-00	80048
CAMARO	V-8 5.7L	98	80229
CAMIÓN	TODOS	87-89	70413
CAMIÓN	V-8	73-79	70911
CAMIÓN	V-6, V8	80-87	71088
CAMIÓN	6 CIL.	80-87	71092
CAMIÓN	TODOS	82-91	71093
CAMIÓN SERIES C YK	TODOS	89-95	71668
CAMIÓN , MEDIO Y SERVICIO PESADO	TODOS	77-91	80195
CAMIÓN CHASIS 350	TODOS	73-79	70912
CAMIÓN DODGE	TODOS	82-93	71234
CAMIÓN DODGE MOTOR HOME	TODOS	68-75	71058
CAMIÓN EL CAMINO	TODOS	80-87	71074
CAMIÓN EL CAMINO	TODOS	80-82	71119
CAMIÓN EL CAMINO	TODOS	68-75	71058
CAMIÓN ELCAMINO	4 CIL., V6	81-89	71121
CAMIÓN FULL SIZE	V-6	80	71042
CAMIÓN FULL SIZE	V-6 YV-8 4.9L	80-85	71043
CAMIÓN MINI-VAN	TODOS	90-95	71771
CAMIÓN SERIE C, K	6 CIL., V8	80-92	71094
CAMIÓN SERIE G	V-8	79-82	71097
CAMIÓN SERIE G	6 CIL.	83-84	71239
CAMIÓN SERIE P	TODOS HIDROBOOSTER	80-93	91470
CAMIÓN SERIES C, K	TODOS	88-94	91651
CAMIÓN SERIES C, K	V-8 454	80-91	71148
CAMIÓN SERIES C, K	V-8 350 HIDROBOOSTER	75-79	91570
CAMIÓN SERIES G	TODOS	87-91	70422
CAMIÓN SERIES G VAN	TODOS HIDROBOOSTER	80-85	71145
CAMIÓN SERIES G VAN	TODOS HIDROBOOSTER	83-89	71232
CAMIÓN SERIES P	V-8 C/HIDROBOOSTER	83-95	71249
CAMIÓN SERIES PVAN	TODOS DE LA BOMBAAL HIDROBOOSTER	95	91820
CAMIÓN SERIES PVAN	TODOS DE LA BOMBAAL HIDROBOOSTER	94-95	91821
CAMIÓN SERIES PVAN	TODOS	93-95	91889
CAMIÓN SERIES S YT	4 CIL.	85-86	71222
CAMIONES SERIES C, K	5.7L C/HIDROBOOSTER	80	91466
CAMIONES SERIES C, K	5.7L C/HIDROBOOSTER	86	91466
CAMIONES SERIES G	V-8 5.7L, 7.4L C/HIDROBOOSTER	87-93	70405
CAMIONES SERIES S,T	V-6 4.3L	88-95	71404
CAMIONES SERIES S,T	TODOS	79	80147
CAMIONETACHEVROLET C SERIES TYS	V-6 2.8L	87-93	70421

**GENERAL MOTORS**

MARCA	MOTOR	Año	No. PARTE
CAMIONETAPICK UP SERIES C YK	TODOS DE LA BOMBAAL HIDROBOOSTER	95	91815
CAMIONETAPICK UP SERIES C YK	TODOS DEL HIDROBOOSTER A LACAJA	95	91817
CAMIONETASERIE P	TODOS HIDROBOOSTER	83-95	71250
CAMIONETAVAN SERIE G	V-8	83-86	71231
CAMIONETAS PICK UP SERIES C&K	V-8 5.0L	98	80263
CAMIONETAS PICK UP SERIES C&K	V-8 5.0L, 5.7L	97	80264
CAMIONETAS PICK UP SERIES C&K	V-8 5.0L, 5.7L	99	80264
CAMIONETAS PICK UP SERIES C&K	V-8 5.7L	98	80264
CAMIONETAS PICK UP SERIES C&K	V-6 4.3L	97-98	80266
CAMIONETAS SERIES G VAN	TODOS	90-91	71770
CAPRICE	TODOS	73-76	70263
CAPRICE	V-8 C/AA	86-88	70404
CAPRICE	V-8 5.0L	89-90	71094
CAPRICE	V-6 4.3L	89-90	71422
CAPRICE	TODOS	91-93	71792
CAPRICE WAGONETA	V-8	84-85	71245
CAVALIER	TODOS	82-84	71181
CAVALIER	4 CIL. 2.0L	89	71411
CAVALIER	TODOS	90-94	71553
CAVALIER	4 CIL. 2.2L	95	80049
CAVALIER	4 CIL. 2.4L	96-00	80050
CAVALIER	4 CIL. 2.2L	96-00	80051
CAVALIER	4 CIL. 2.2L, 2.4L	02	80301
CAVALIER	V-6	89-94	91717
CAVALIER (RETORNO)	4 CIL. 2.2L	95-98	91804
CAVALIER	TODOS	97-94	91958
CELEBRITY	4 CIL. 2.5L A LACAJA	82-86	71188
CELEBRITY	V-6 2.8L C/AA	83-86	91502
CELEBRITY	V-6 2.8L	85-86	91538
CELEBRITY	TODOS	82-90	91551
CELEBRITY	4 CIL.	88-90	91655
CELEBRITY	4 CIL.	87	91656
CELEBRITY	V-6	88-90	91658
CELEBRITY	V-6 2.8L	83-86	91864
CENTURY	V-6 3.8L	86-87	70440
CENTURY	V-8 5.0L	80-87	71074
CENTURY	V-6 3.8L C/TURBO	80-82	71119
CENTURY	4 CIL. - 2.5L	82-86	71188
CENTURY	V-6 3.0L C/AA	83-85	71258
CENTURY	V-8 C/AA	79	80141
CENTURY	V-6 2.8L C/AA	83-86	91502
CENTURY	V-6 3.0L, 3.8L	83-86	91533
CENTURY	4 CIL. 2.5L	88-92	91655
CENTURY	4 CIL.	87	91656
CENTURY	V-6 3.3L	89-90	91657
CENTURY	V-6 2.8L	88-89	91658
CENTURY	V-6 3.3L	91-93	91715
CENTURY	V-6 3.1L	94-96	91778
CENTURY	V-6 2.8L	83-86	91864
CHEVROLET	TODOS	75-79	70271
CITATION	4 CIL. 2.5L A LACAJA	81	71163
CITATION	6 CIL. 2.8L A LACAJA	81	71164
CITATION	4 CIL. 2.5L A LACAJA	82-86	71188
CITATION	V-6 2.8L	83-85	91501
CITATION	V-6 2.8L C/AA	83-85	91502
CITATION	V-6 2.8L	85	91864
CORSICA	V-6	88-91	71408
CORSICA	4 CIL. 2.0L	88-91	71412
CORVETTE	V-8 5.7L	89-91	71778
CORVETTE	V-8 5.7L	96	71784
CORVETTE	V-8 5.7L	91	80225
CORVETTE	V-8 5.7L	97-00	80230
CUTLASS	TODOS	71-74	70273
CUTLASS	V-8 5.0L C/AA	86-88	70404
CUTLASS	V-8 5.0L	80-87	71074
CUTLASS	V-8 260, 307	82-88	71086
CUTLASS	V-8 260F, 350R	80-81	71086
CUTLASS	4 CIL., V6	81-89	71121
CUTLASS	4 CIL. 2.3L	89-91	71552



**GENERAL MOTORS**

MARCA	MOTOR	Año	No. PARTE
CUTLASS	V-8 C/AA	79	80141
CUTLASS	4 CIL. 2.4L	97-98	80232
CUTLASS	V-6 3.0L	83	91501
CUTLASS	V-6 2.8L C/AA	83-86	91502
CUTLASS	V-6 3.0L, 3.8L	83-86	91533
CUTLASS	V-6 2.8L, 3.8L	88-90	91662
CUTLASS	V-6 3.1L	97-98	91960
GRANDAM	TODOS	94-98	71780
GRANDAM	2.3L	92-93	71785
GRANDAM	4 CIL. 2.4L	98	80041
GRANDAM	V-6 3.1L	95-96	91957
GRANDAM	V-6 3.4L	97-02	92039
GRANDAM (TUBO)	V-6 3.1L	98	80224
GRANDAM	V-6 3.3L	92-93	71800
GRAND PRIX	TODOS	90-91	71552
IMPALA	TODOS	73-76	70263
IMPALA	V-6 3.1L	00-01	92036
IMPALA	V-6 3.8L	00	92041
LINCOLN NAVIGATOR	V-8 5.4L	98-99	80235
LUMINA 3.1L	3.1L	91-93	91709
MALIBU	V-8	73-76	70263
MALIBU	TODOS	79-81	71042
MALIBU	TODOS	79-88	71043
MALIBU	TODOS	68-75	71058
MALIBU	TODOS	80-87	71074
MALIBU	V-8	80-92	71094
MALIBU	TODOS	80-82	71119
MALIBU	TODOS	82-84	71219
MALIBU	TODOS	78-79	80141
MALIBU	4 CIL. 2.4L	97-98	80232
MALIBU	V-6 3.1L	97-98	91960
MICROBUS	V-6	90-93	71667
MONACO	TODOS	90-93	71667
MONTE CARLO	V-8AA	86-88	70404
MONTE CARLO	TODOS	78-79	80141
MONTE CARLO	V-6 3.8L	98	80231
MONTE CARLO	V-6 3.1L	97-98	91962
MONTECARLO	V-8	80-92	71094
MONTECARLO	TODOS	80-82	71119
NOVA	TODOS	73-76	70263
NOVA	V-6	75-79	70265
PICK UP	V-8	80-87	71088
PICK UP	6 CIL.	80-87	71092
PONTIAC	V-6	75-79	70265
PONTIAC FIREBIRD	4 CIL. C/AA	82-85	71221
PONTIAC SUNFIRE	4 CIL. 2.4L	96-00	80050
PONTIAC SUNFIRE	4 CIL. 2.2L	96-00	80051
RAMBLER	6 CIL.	71-79	70279
SILHOUETTE	TODOS	90-95	91674
SILHOUETTE	V-6 3.4L	01	92033
SILHOUETTE	V-6 3.4L	02	92034
SUBURBAN	V-8	88-92	71402
SUNFIRE	4 CIL. 2.2L	95	80049
SUNFIRE	4 CIL. 2.2L, 2.4L	02	80301
SUNFIRE	4 CIL. 2.2L	95-96	91804
VENTURE	V-6 3.4L	01	92033
VENTURE	V-6 3.4L	02	92034

**JEEP**

CHEROKEE	TODOS	80-91	71144
GRAND WAGONEER	TODOS	80-91	71144
PICKUP	TODOS	80-91	71144
CHEROKEE	TODOS	80-90	71146
GRAND WAGONEER	TODOS	80-90	71146
PICKUP	TODOS	80-90	71146
CHEROKEE	TODOS	84-86	71242
WAGONEER	TODOS	84-86	71242
WRANGLER	V-6	91-96	71822
CHEROKEE	V-6	91-96	71824
COMANCHE	V-6	91-96	71824

**JEEP**

MARCA	MOTOR	Año	No. PARTE
GRAND CHEROKEE	6 CIL.	93	71825
GRAND WAGONEER	6 CIL.	93	71825
GRAND CHEROKEE	V-8 5.2L, 6 CIL. 4.0L	93-96	71826
GRAND WAGONEER	V-8 5.2L, 6 CIL. 4.0L	93-96	71826
GRAND CHEROKEE	6 CIL. 4.0L, V-8 5.2L, V-8 5.9L	98	92023
GRAND CHEROKEE	6 CIL. 4.0L	97	92023

**HONDA**

ACCORD	4 CIL. 2.2L	94-97	80093
ODYSSEY	4 CIL. 2.2L	95-96	80093
CIVIC	TODOS	92-95	80094
CIVIC	TODOS	85-87	91608

**NISSAN**

MAXIMA	TODOS	85-88	71290
STANZA	TODOS	86-89	71370
MAXIMA	TODOS C/SOHC	89-97	71445
MAXIMA	TODOS	89-91	71446
SENTRA	TODOS	89-90	71775
TSURU	4 CIL. 1.6L	91-97	71874
SENTRA	4 CIL. 1.6L	91-97	71874
TSURU	4 CIL. 2.0L	91-97	71875
SENTRA	4 CIL. 2.0L	91-97	71875
QUEST	V-6 3.0L	93-95	80099
MAXIMA	V-6 3.0L	95-99	80101
ALTIMA	4 CIL. 2.4L	93-97	80102
TSURU-II	TODOS	92-95	91601
TSURU-I	TODOS	87-91	91602
TSURU-II	TODOS	84-86	91511
CAMIONETA	TODOS	90-95	91692
PATHFINDER	V-6	89-90	91757
PICK UP	V-6 C/4WD	90-93	91757
PATHFINDER	TODOS	91-92	91758
PATHFINDER	TODOS	93-95	91857
TSURU	TODOS	87	91872

**VOLKSWAGEN**

GOLF	TODOS	85-92	71280
JETTA	TODOS	85-92	71280
CABRIOLET	TODOS	85-93	71293
PASSAT	TODOS	90-93	71293
CORSAR	6 CIL.	82-85	71380

**FLASHERS**

MARCA	MOTOR	HD	EP
-------	-------	----	----

**AMERICAN MOTORS**

TODOS	75-88	HD-12	
-------	-------	-------	--

**AUDI**

TODOS	70-98		EP-35
-------	-------	--	-------

**BMW**

SERIES 3	80-98		EP-35
SERIES 7	82-99		EP-35

**CADILLAC**

DEVILLE	94-99		EP-34
---------	-------	--	-------

**CHEVROLET**

TODOS EXCEPTO ASTRO VAN	70-98	HD-12	
ASTRO VAN	96-98		EP-28



## CHEVROLET

MARCA	MOTOR	HD	EP
CAVALIER	96-02		EP-27
SERIES C, K	94-98		EP-29
SERIES C, K	86-93		EP-36
MONTECARLO	95-98		EP-28
NOVA	95-88		EP-33
SERIES ST	95-98		EP-28
SERIES ST	86-94		EP-35
SUBURBAN	95-98		EP-29
SUBURBAN	92-94		EP-36

## CHRYSLER

TODOS EXCEPTO CONCORDE	75-96	HD-12	
CONCORDE	93-95		EP-35
LHS	94-95		EP-35
NEW YORKER	94-95		EP-35
TOWN & COUNTRY	89-94		EP-36

## DODGE

TODOS EXCEPTO CARAVAN	70-98	HD-12	
CARAVAN	89-95		EP-36
INTREPID	93-97		EP-35
RAM 50	83-93		EP-34
NEON	95-98		EP-35
VOYAGER	98		
VOYAGER	89-97		EP-36

## FORD

TODOS EXCEPTO ASPIRE	70-96	HD-12	
AEROSTAR	94-97		EP-34
CONTOUR	95-00		EP-34
CROWN VICTORIA	92-98		EP-33
ESCORT	94-96		EP-33
ESCORT	92-93		EP-34
EXCURISON	00-02		EP-27
CAMION SERIES E	94		EP-34
CAMION SERVICIO PESADO SERIES F	94		EP-34
MUSTANG	96-02		EP-27
MUSTANG	94-95	HD-13	
MYSTIQUE	98		EP-34
TAURUS	92-00		EP-34
THUNDERBIRD	97		EP-34
WINDSTAR	95-02		EP-27
ZX2	01		EP-33

## GENERAL MOTORS

SERIES C,K	86-96		EP-36
SERIES ST	86-92		EP-35
SUBURBAN	96-98		EP-28
SUBURBAN	92-95		EP-36
TODAS LAS DEMAS CAMIONETAS LIGERAS		70-96	HD-12

## HONDA

ACCORD	98-02		EP-34
CIVIC	98-02		EP-34
CR-V	99-02		EP-34
ODYSSEY	95-02		EP-34
TODOS	82-98		EP-34

## JEEP

TODOS EXCEPTO GRAND WAGONEER	85-93	78-98	HD-12
------------------------------	-------	-------	-------

## LINCOLN

MARCA	MOTOR	HD	EP
TODOS EXCEPTO CONTINENTAL	75-96	HD-12	
CONTINENTAL	91-98		EP-34
MAK VIII	93-98		EP-34
NAVIGATOR	98-02		EP-27
TOWN CAR	93-95		EP-34

## MERCURY

TODOS EXCEPTO CAPRI	75-96	HD-12	
COUGAR	98		EP-35
COUGAR	96-97		EP-34
COUGAR	86-91	HD-12	
GRAND MARQUIS	92-95		EP-33
SABLE	92-98		EP-34

## NISSAN

TODOS	84-98		EP-34
TODOS	75-83	HD-12	

## RENAULT

ALLIANCE, ENCORE	83-88	HD-12	
------------------	-------	-------	--


## VOLKSWAGEN

TODOS EXCEPTO EUROVAN	70-96		EP-35
-----------------------	-------	--	-------



A Tomkins Company

# Formas y Dimensiones



CAAC0803MX

Catálogo de Aplicaciones Edición 2003







**Banda GS® PLATINUM QUALITY**

Banda dentada para servicio pesado de alto desempeño. Fabricada con dientes de perfil de larga vida y gran flexibilidad, con fibras sintéticas para mayor resistencia, núcleo tensor Flex-Bonded y cubierta Flex-Weave para lograr la mejor relación costo/desempeño. Es 33% más durable que la mejor banda para servicio pesado de otros fabricantes.

Número	Longitud Pulg.	Longitud mm	Número	Longitud Pulg.	Longitud mm	Número	Longitud Pulg.	Longitud mm	Número	Longitud Pulg.	Longitud mm
<b>Ancho 1/2" - 12.7 mm</b>			<b>Ancho: 1 1/2" - 12.7 mm</b>			<b>Ancho: 7/8" - 20 mm</b>			<b>Ancho: 7/8" - 20 mm</b>		
PQ17400	40 1/2	1030	PQ17500	50 1/2	1285	PQ28400	40 _	1035	PQ28473	47 _	1220
PQ17420	42 1/2	1080	PQ17510	51 1/2	1310	PQ28406	41 1/8	1050	PQ28480	48 _	1240
PQ17430	43 1/2	1105	PQ17520	52 1/2	1335	PQ28412	41 7/8	1065	PQ28483	48 _	1245
PQ17440	44 1/2	1130	PQ17530	53 1/2	1360	PQ28423	42 _	1095	PQ28492	49 _	1270
PQ17450	45 1/2	1155	PQ17540	54 1/2	1385	PQ28429	43 3/8	1110	PQ28501	50 _	1290
PQ17460	46 1/2	1180	PQ17550	55 1/2	1410	PQ28437	44 _	1130	PQ28510	51 _	1315
PQ17470	47 1/2	1210	<b>Ancho: 1 1/16" - 17 mm</b>			PQ28445	45	1150	PQ28514	51 7/8	1325
PQ17480	48 1/2	1235	PQ24434	43 7/8	1120	PQ28454	45 7/8	1170	PQ28522	52 3/4	1345
PQ17490	49 1/2	1260	PQ24495	50 3/4	1275	PQ28463	46 _	1195			
			PQ24503	50 3/4	1295						
			PQ24545	55	1400						
			PQ24710	71 _	1820						
			PQ24895	90	2290						



**Banda Vulco®**

Banda forrada recomendada para transmitir potencia y movimiento en poleas en V. Ideal para los motores de Volkswagen enfriados por aire, como el del Sedan por sus características especiales de tensado de la banda.

Número	Ancho x Longitud Pulg.	Ancho x Longitud mm
8234	3/8 x 36	9.5 x 917
8251	1/2 x 56 1/4	12.7 x 1,429
8274	1/2 x 67 1/2	12.7 x 1,713
8282	1/2 x 62 3/4	12.7 x 1,594



**Banda Super HC®**

Banda Industrial para transmitir potencia y movimiento en poleas en V para algunas aplicaciones de servicio pesado.

Número	Ancho x Longitud Pulg.	Ancho x Longitud mm
5V10	5/8 X 71	15.8 X 1803
5V600	5/8 X 60	15.8 X 1524
5V750	5/8 X 75	15.8 X 1905



## Banda Truck Belt

Bandas dentadas para servicio pesado con sección SAE.

Número	Pulg.	mm	Número	Pulg.	mm	Número	Pulg.	mm	Número	Pulg.	mm	Número	Pulg.	mm
<b>Ancho= 5/8" - 16 mm</b>			<b>Ancho= 11/16" - 17 mm</b>			<b>Ancho= 3/4" - 19 mm</b>			<b>Ancho= 7/8" - 22 mm</b>			<b>Ancho= 15/16" - 24 mm</b>		
TR20412	41 3/4	1060	TR22553	55 7/8	1419	TR24530	53 1/2	1359	TR28492	49 3/4	1264	TR30672	67 3/4	1721
TR20426	43 1/4	1099	TR22570	57 1/2	1461	TR24538	54 3/8	1381	TR28498	50 3/8	1280	TR30698	70 3/8	1788
TR20451	45 5/8	1159	TR22578	58 3/8	1483	TR24562	56 3/4	1441	TR28501	50 5/8	1286	TR30710	71 1/2	1816
TR20544	54 7/8	1394	TR22588	59 3/8	1508	TR24578	58 3/8	1483	TR28510	51 1/2	1308	TR30722	72 3/4	1848
TR20619	62 1/2	1588	TR22607	61 1/2	1562	TR24597	60 1/2	1537	TR28514	51 7/8	1318	TR30754	75 7/8	1927
<b>Ancho= 11/16" - 17 mm</b>			<b>Ancho= 3/4" - 19 mm</b>			<b>Ancho= 7/8" - 22 mm</b>			<b>Ancho= 15/16" - 24 mm</b>			<b>Ancho= 1" - 25 mm</b>		
TR22299	30 1/2	775	TR22625	63	1600	TR24607	61 1/2	1562	TR28522	52 3/4	1340	TR30770	77 1/2	1969
TR22322	32 3/4	832	TR22635	64	1626	TR24619	62 1/2	1588	TR28545	55	1397	TR30808	81 3/8	2067
TR22329	33 1/2	851	TR22648	65 3/8	1661	TR24638	64 3/8	1635	TR28550	55 1/2	1410	TR30831	83 5/8	2124
TR22336	34 1/4	870	TR22657	66 1/2	1689	TR24647	65 1/2	1664	TR28557	56 1/2	1435	<b>Ancho= 1 1/16" - 27 mm</b>		
TR22344	34 7/8	886	TR22664	66 7/8	1699	TR24664	66 7/8	1699	TR28565	57	1448	TR34435	44	1118
TR22350	35 1/2	902	TR22676	68 1/4	1734	TR24688	69 3/8	1762	TR28570	57 1/2	1461	TR34456	46 1/4	1175
TR22358	36 3/8	924	TR22692	69 3/4	1772	TR24709	71 1/2	1816	TR28575	58	1473	TR34467	47 1/2	1207
TR22363	36 7/8	937	TR22711	71 5/8	1819	<b>Ancho= 13/16" - 21 mm</b>			TR28583	58 7/8	1495	TR34495	50	1270
TR22373	37 7/8	962	TR22720	72 1/2	1842	TR26333	33 7/8	860	TR28596	60 1/4	1530	TR34506	51 1/4	1302
TR22380	38 1/2	978	TR22752	75 3/4	1924	TR26341	34 5/8	879	TR28616	62 1/4	1581	TR34545	55	1397
TR22386	39 1/4	997	TR22770	77 1/2	1969	TR26353	35 7/8	911	TR28628	63 3/8	1610	TR34603	60 7/8	1546
TR22392	39 3/4	1010	TR22792	79 3/4	2026	TR26366	37 1/4	946	TR28649	65 1/2	1664	TR34604	60 7/8	1546
TR22397	40 1/2	1029	<b>Ancho= 3/4" - 19 mm</b>			<b>Ancho= 7/8" - 22 mm</b>			TR28657	66 1/2	1689	TR34625	63	1600
TR22400	40 1/2	1029	TR24281	28 5/8	727	TR28333	33 7/8	860	TR28666	67 1/4	1708	TR34646	65 1/4	1657
TR22405	41	1041	TR24308	31 3/8	797	TR28346	35 1/4	895	TR28680	68 1/2	1740	TR34698	70 3/8	1788
TR22410	41 1/2	1054	TR24315	32	813	TR28376	38 1/4	972	TR28693	69 7/8	1775	TR34700	70 1/2	1791
TR22416	42 1/4	1073	TR24355	36	914	TR28386	39 1/4	997	TR28706	71 1/4	1810	TR34711	71 5/8	1819
TR22425	43	1092	TR24365	37	940	TR28390	39 1/2	1003	TR28733	73 7/8	1876	TR34743	74 7/8	1902
TR22434	43 7/8	1114	TR24379	38 1/2	978	TR28400	40 1/2	1029	TR28743	74 7/8	1902	TR34765	77	1956
TR22443	44 7/8	1140	TR24400	40 1/2	1029	TR28406	41 1/4	1048	TR28786	79 1/4	2013	TR34771	77 5/8	1972
TR22448	45 3/8	1153	TR24403	40 7/8	1038	TR28412	41 3/4	1060	TR28883	88 7/8	2257	<b>Ancho= 1 3/16" - 30 mm</b>		
TR22455	46	1168	TR24407	41 1/2	1054	TR28423	42 7/8	1089	<b>Ancho= 15/16" - 24 mm</b>			TR38808	81 3/8	2067
TR22461	46 5/8	1184	TR24414	41 7/8	1064	TR28429	43 1/2	1105	TR30408	41 3/8	1051	<b>Ancho= 1 3/16" - 30 mm</b>		
TR22474	47 7/8	1216	TR24424	42 7/8	1089	TR28437	44 1/2	1130	TR30428	43 3/8	1102	<b>Ancho= 1 3/16" - 30 mm</b>		
TR22485	49	1245	TR24438	44 3/8	1127	TR28445	45	1143	TR30448	45 3/8	1153	<b>Ancho= 1 3/16" - 30 mm</b>		
TR22495	50	1270	TR24449	45 1/2	1156	TR28454	45 7/8	1165	TR30467	47 1/2	1207	<b>Ancho= 1 3/16" - 30 mm</b>		
TR22508	51 3/8	1305	TR24457	46 1/2	1181	TR28463	46 7/8	1191	TR30484	48 7/8	1241	<b>Ancho= 1 3/16" - 30 mm</b>		
TR22514	51 7/8	1318	TR24461	46 5/8	1184	TR28473	47 7/8	1216	TR30506	51 1/4	1302	<b>Ancho= 1 3/16" - 30 mm</b>		
TR22517	52 1/2	1334	TR24465	47	1194	TR28480	48 1/2	1232	TR30537	54 1/2	1384	<b>Ancho= 1 3/16" - 30 mm</b>		
TR22525	53	1346	TR24476	48 1/4	1226	TR28483	48 7/8	1241	TR30543	54 7/8	1394	<b>Ancho= 1 3/16" - 30 mm</b>		
TR22534	53 7/8	1368	TR24489	49 1/2	1257	<b>Ancho= 7/8" - 22 mm</b>			TR30598	60 3/8	1534	<b>Ancho= 1 3/16" - 30 mm</b>		
TR22545	55	1397	TR24500	50 1/2	1283	<b>Ancho= 7/8" - 22 mm</b>			TR30624	62 7/8	1597	<b>Ancho= 1 3/16" - 30 mm</b>		
			TR24515	52	1321	<b>Ancho= 7/8" - 22 mm</b>			TR30652	65 3/4	1670	<b>Ancho= 1 3/16" - 30 mm</b>		

Las dimensiones mostradas en Pulg. y mm corresponden a la longitud efectiva.





### Banda PowerBand®

Bandas unidas para transmitir potencia en poleas en V para aplicaciones de servicio pesado donde las bandas individuales se voltean por el alto torque en el momento del arranque o durante la aceleración.

Número	Bandas Unidas	Longitud Pulg.	mm	Número	Bandas Unidas	Longitud Pulg.	mm	Número	Bandas unidas	Longitud Pulg.	mm	Número	Bandas Unidas	Longitud Pulg.	mm
<b>Ancho: 1/2"-12.7 mm</b>				<b>Ancho: 1/2"-12.7 mm</b>				<b>Ancho: 1/2"-12.7 mm</b>				<b>Ancho: 7/8"- 22 mm</b>			
2/9305 PB	2	30 7/8	785	2/9510 PB	2	51	1315	2/9660 PB	2	66 3/8	1685	2/TR28400 PB	2	40	1030
2/9313 PB	2	32	815	2/9520 PB	2	52 3/8	1330	2/9670 PB	2	67 3/8	1710	2/TR28429 PB	2	43	1105
2/9325 PB	2	32 7/8	835	2/9530 PB	2	53	1365	2/9690 PB	2	69	1770	2/TR28437 PB	2	44	1110
2/9430 PB	2	43 7/8	1115	2/9540 PB	2	54	1390	2/9700 PB	2	70 7/8	1800	2/TR28473 PB	2	47 7/8	1215
2/9435 PB	2	44 3/8	1125	2/9545 PB	2	55	1405	2/9710 PB	2	71	1820	2/TR28480 PB	2	48 5/8	1220
2/9447 PB	2	45 3/8	1155	2/9550 PB	2	55	1415	2/9720 PB	2	72	1835	2/TR28483 PB	2	48 7/8	1240
2/9451 PB	2	45 7/8	1165	2/9555 PB	2	56	1435	2/9730 PB	2	73 3/8	1865	2/TR28492 PB	2	49 7/8	1265
2/9463 PB	2	46 7/8	1190	2/9570 PB	2	57	1465	2/9100 PK	2	100	2540	2/TR28501 PB	2	50	1290
2/9470 PB	2	47 7/8	1215	2/9590 PB	2	59	1520	2/9103 PK	2	103	2616				
2/9476 PB	2	48 3/8	1230	2/9610 PB	2	61	1570	2/9104 PK	2	104	2642				
2/9490 PB	2	49	1265	2/9640 PB	2	64 3/8	1635	2/9105 PK	2	105	2667				
2/9500 PB	2	50	1290	2/9650 PB	2	65 3/8	1660	2/9106 PK	2	106	2693				



### Banda Tri-Power®

Bandas dentada para la transmisión de potencia en poleas en V, en maquinaria industrial y vehículos de servicio pesado. Combina las ventajas de las tradicionales bandas Hi-Power con las de las bandas dentadas.

#### TIPO "AX"

Número	Longitud Pulg.	mm	Número	Longitud Pulg.	mm	Número	Longitud Pulg.	mm	Número	Longitud Pulg.	mm	Número	Longitud Pulg.	mm
<b>Ancho: 1/2"-12.7 mm</b>			<b>Ancho: 1/2"-12.7 mm</b>			<b>Ancho: 1/2"-12.7 mm</b>			<b>Ancho: 1/2"-12.7 mm</b>			<b>Ancho: 1/2"-12.7 mm</b>		
AX22	24	610	AX39	41	1041	AX53	55	1397	AX67	69	1753	AX81	83	2108
AX23	25	635	AX40	42	1067	AX54	56	1422	AX68	70	1778	AX82	84	2134
AX24	26	660	AX41	43	1092	AX55	57	1448	AX69	71	1803	AX85	87	2210
AX26	28	711	AX42	44	1118	AX56	58	1473	AX70	72	1829	AX86	88	2235
AX27	29	737	AX43	45	1143	AX57	59	1499	AX71	73	1854	AX87	89	2261
AX28	30	762	AX44	46	1168	AX58	60	1524	AX72	74	1880	AX88	90	2286
AX29	31	787	AX45	47	1194	AX59	61	1549	AX73	75	1905	AX90	92	2337
AX31	33	838	AX46	48	1219	AX60	62	1575	AX74	76	1930	AX91	93	2362
AX32	34	864	AX47	49	1245	AX61	63	1600	AX75	77	1956	AX92	94	2388
AX33	35	889	AX48	50	1270	AX62	64	1626	AX76	78	1981	AX93	95	2413
AX34	36	914	AX49	51	1295	AX63	65	1651	AX77	79	2007	AX94	96	2438
AX35	37	940	AX50	52	1321	AX64	66	1676	AX78	80	2032	AX96	98	2489
AX36	38	965	AX51	53	1346	AX65	67	1702	AX79	81	2057	AX97	99	2515
AX37	39	991	AX52	54	1372	AX66	68	1727	AX80	82	2083	AX98	100	2540
AX38	40	1016												

#### TIPO "BX"

Número	Longitud Pulg.	mm	Número	Longitud Pulg.	mm	Número	Longitud Pulg.	mm	Número	Longitud Pulg.	mm	Número	Longitud Pulg.	mm
<b>Ancho: 21/32"-16.7 mm</b>			<b>Ancho: 21/32"-16.7 mm</b>			<b>Ancho: 21/32"-16.7 mm</b>			<b>Ancho: 21/32"-16.7 mm</b>			<b>Ancho: 21/32"-16.7 mm</b>		
BX28	31	787	BX46	49	1245	BX59	62	1575	BX72	75	1905	BX85	88	2235
BX31	34	864	BX47	50	1270	BX60	63	1600	BX73	76	1930	BX86	89	2261
BX32	35	889	BX48	51	1295	BX61	64	1626	BX74	77	1956	BX87	90	2286
BX34	37	940	BX49	52	1321	BX62	65	1651	BX75	78	1981	BX88	91	2311
BX35	38	965	BX50	53	1346	BX63	66	1676	BX76	79	2007	BX89	92	2337
BX36	39	991	BX51	54	1372	BX64	67	1702	BX77	80	2032	BX90	93	2362
BX37	40	1016	BX52	55	1397	BX65	68	1727	BX78	81	2057	BX91	94	2388
BX38	41	1041	BX53	56	1422	BX66	69	1753	BX79	82	2083	BX92	95	2413
BX40	43	1092	BX54	57	1448	BX67	70	1778	BX80	83	2108	BX93	96	2438
BX41	44	1118	BX55	58	1473	BX68	71	1803	BX81	84	2134	BX94	97	2464
BX42	45	1143	BX56	59	1499	BX69	72	1829	BX82	85	2159	BX95	98	2489
BX43	46	1168	BX57	60	1524	BX70	73	1854	BX83	86	2184	BX96	99	2515
BX44	47	1194	BX58	61	1549	BX71	74	1880	BX84	87	2210	BX97	100	2540
BX45	48	1219												



**Banda Hi-Power® II**

Banda forrada (lisa) industrial de amplia aplicación y desempeño en el mercado automotriz. Fabricada con hule sintético, paredes cóncavas y lomo arqueado, para mayor agarre sobre las poleas.

**TIPO "A"**

Número	Longitud Pulg.	mm	Número	Longitud Pulg.	mm	Número	Longitud Pulg.	mm	Número	Longitud Pulg.	mm	Número	Longitud Pulg.	mm
<b>Ancho: 1/2"-12.7 mm</b>			<b>Ancho: 3/4"-12.7 mm</b>			<b>Ancho: 1"-12.7 mm</b>			<b>Ancho: 1 1/4"-12.7 mm</b>			<b>Ancho: 1 1/2"-12.7 mm</b>		
A16	18	457	A32	34	864	A48	50	1270	A64	66	1676	A84	86	2184
A17	19	483	A33	35	889	A49	51	1295	A65	67	1702	A85	87	2210
A18	20	508	A34	36	914	A50	52	1321	A66	68	1727	A86	88	2235
A19	21	533	A35	37	940	A51	53	1346	A67	69	1753	A87	89	2261
A20	22	559	A36	38	965	A52	54	1372	A68	70	1778	A88	90	2286
A21	23	584	A37	39	991	A53	55	1397	A69	71	1803	A89	91	2311
A22	24	610	A38	40	1016	A54	56	1422	A70	72	1829	A90	92	2337
A23	25	635	A39	41	1041	A55	57	1448	A71	73	1854	A91	93	2362
A24	26	660	A40	42	1067	A56	58	1473	A76	78	1981	A92	94	2388
A25	27	686	A41	43	1092	A57	59	1499	A77	79	2007	A93	95	2413
A26	28	711	A42	44	1118	A58	60	1524	A78	80	2032	A94	96	2438
A27	29	737	A43	45	1143	A59	61	1549	A79	81	2057	A95	97	2464
A28	30	762	A44	46	1168	A60	62	1575	A80	82	2083	A96	98	2489
A29	31	787	A45	47	1194	A61	63	1600	A81	83	2108	A97	99	2515
A30	32	813	A46	48	1219	A62	64	1626	A82	84	2134	A98	100	2540
A31	33	838	A47	49	1245	A63	65	1651	A83	85	2159			

**TIPO "B"**

Número	Longitud Pulg.	mm	Número	Longitud Pulg.	mm	Número	Longitud Pulg.	mm	Número	Longitud Pulg.	mm	Número	Longitud Pulg.	mm
<b>Ancho: 21/32"-16.7 mm</b>			<b>Ancho: 21/32"-16.7 mm</b>			<b>Ancho: 21/32"-16.7 mm</b>			<b>Ancho: 21/32"-16.7 mm</b>			<b>Ancho: 21/32"-16.7 mm</b>		
B24	27	686	B39	42	1067	B54	57	1448	B69	72	1829	B84	87	2210
B25	28	711	B40	43	1092	B55	58	1473	B70	73	1854	B85	88	2235
B26	29	737	B41	44	1118	B56	59	1499	B71	74	1880	B86	89	2261
B27	30	762	B42	45	1143	B57	60	1524	B72	75	1905	B87	90	2286
B28	31	787	B43	46	1168	B58	61	1549	B73	76	1930	B88	91	2311
B29	32	813	B44	47	1194	B59	62	1575	B74	77	1956	B89	92	2337
B30	33	838	B45	48	1219	B60	63	1600	B75	78	1981	B90	93	2362
B31	34	864	B46	49	1245	B61	64	1626	B76	79	2007	B91	94	2388
B32	35	889	B47	50	1270	B62	65	1651	B77	80	2032	B92	95	2413
B33	36	914	B48	51	1295	B63	66	1676	B78	81	2057	B93	96	2438
B34	37	940	B49	52	1321	B64	67	1702	B79	82	2083	B94	97	2464
B35	38	965	B50	53	1346	B65	68	1727	B80	83	2108	B95	98	2489
B36	39	991	B51	54	1372	B66	69	1753	B81	84	2134	B96	99	2515
B37	40	1016	B52	55	1397	B67	70	1778	B82	85	2159	B97	100	2540
B38	41	1041	B53	56	1422	B68	71	1803	B83	86	2184			







**Banda Micro - V®**

Número	Número Nuevo	Longitud Pulg.	Longitud Exterior mm	Número	Número Nuevo	Longitud Pulg.	Longitud Exterior mm	Número	Número Nuevo	Longitud Pulg.	Longitud Exterior mm	Número	Número Nuevo	Longitud Pulg.	Longitud Exterior mm
K080893	8PK2269	89 1/3	2268	K081102	8PK2800	110 1/4	2799	K100630	10PK1601	63	1600	K120720	12PK1835	72	1829
K080897	8PK2280	89 3/4	2278	K081124	8PK2855	112 3/8	2855	K100640	10PK1626	64	1626	K120735	12PK1865	73 1/2	1867
K080903	8PK2294	90 1/3	2294	K081189	8PK3021	119	3020	K100665	10PK1690	66 1/2	1689	K120740	12PK1880	74	1880
K080952	4PK2419	95 1/4	2418	<b>10 costillas 1 13/32" - 36mm</b>				K100670	10PK1702	67	1702	<b>14 costillas 2" - 50mm</b>			
K080968	8PK2460	96 13/16	2459	K100465	10PK1181	46 1/2	1181	K100708	10PK1798	70 13/16	1798	K140345	14PK877	34 1/2	876
K080968	8PK2460	96 13/16	2459	K100495	10PK1257	49 1/2	1257	K100771	10PK1960	77	1958	K140500	14PK1270	50	1270
K080975	8PK2475	97 1/2	2477	K100535	10PK1360	53 1/2	1359	<b>12 costillas 1 11/16" - 43mm</b>				K140603	14PK1532	60 1/3	1532
K080981	8PK2492	98	2492	K100535	10PK1360	53 1/2	1359	K120390	12PK990	39	991	K140662	14PK1682	66 1/4	1681
K080991	8PK2515	99	2517	K100540	10PK1372	54	1372	K120400	12PK1015	40	1016				
K081000	8PK2540	100	2540	K100570	10PK1448	57	1448	K120410	12PK1042	41	1041				
K081020	8PK2590	102	2591	K100607	10PK1540	60 3/4	1542	K120433	12PK1100	43 1/3	1100				
K081035	8PK2629	103 1/2	2629	K100607	10PK1540	60 3/4	1542	K120695	12PK1765	69 1/2	1765				
K081075	8PK2731	107 1/2	2731												



**Banda de Distribución o Timing**

Banda para la sincronización de los movimientos del motor, del cigüeñal y árbol(es) de levas.

Fabricadas con dientes moldeados con HSN (Nitrilo Altamente Saturado) o CR (Neopreno) de la más alta calidad y cuerdas de fibra de vidrio de alta tenacidad y resistencia al calor.

Número	Longitud mm	Dientes (Cant. Tipo)	Longitud Número	Dientes mm (Cant. Tipo)	Longitud Número	Dientes mm (Cant. Tipo)	Longitud Número	Dientes mm (Cant. Tipo)	Longitud Número	Dientes mm (Cant. Tipo)	
<b>Ancho: 12.7 mm</b>			<b>Ancho: 19 mm</b>			<b>Ancho: 21.1 mm</b>			<b>Ancho: 21.5 mm</b>		
T035	448	47-T	T031	514	54-T	T176	1076	113-C	T141	856	107-C
T168	520	65-CM	T086	657	69-T	T018	1105	116-T	T236	936	117-C
T314	521	65-C	T097	723.9	76-T	T111	1105	116-C	T235	968	121-C
T062	524	55-T	T102	742.9	78-C	T107	1114	117-C	T149	1160	145-C
T090	524	55-C	T027	762	80-T	T069	1124	118-T			
T159	524	55-C	T092	790.6	83-C	T140	1124	118-C			
<b>Ancho: 14 mm</b>			T028	800.1	84-T	T115	1134	119-C			
T174	1048	110-C	T274	828.7	87-T	T299	1134	119-C			
<b>Ancho: 15 mm</b>			T070	838	88-T	T170	1136	142-C			
Número	Longitud (mm)	Dientes (Cant-Tipo)	T095	848	89-T	T064	1143	120-T			
T280	552	69-CM	T135	848	89-CM	T093	1143	120-C			
T038	943	99-T	T243	848	89-CM	T013	1162	122-T			
T037	945	99-T	T123	856	107-C	T089	1162	122-C			
T108	1048	110-C	T022	867	91-T	T158	1162	122-C			
<b>Ancho: 15.9 mm</b>			T178	867	91-CM	T032	1172	123-T			
T213	667	70-T	T063	876	92-T	T124	1172	123-C			
T072	762	80-T	T073	876	92-T	T229	1172	123-CM			
<b>Ancho: 16 mm</b>			T128	876	92-C	T234	1172	123-CM			
T186	667	70-CM	T025	886	93-T	T197	1176	147-C			
<b>Ancho: 17 mm</b>			T036	895	94-T	T119	1181	124-C			
T275	838	88-C	T036	895	94-T	T137	1208	151-C			
T118	896	112-C	T239	895	94-T	T225	1208	151-C			
T021	933	98-T	T162	896	112-C	T016	1219	96-T			
T148	991	104-C	T041	905	95-T	T015	1229	129-T			
T203	1057	111-C	T100	905	95-T	T019	1372	144-T			
T189	1076	113-C	T164	905	95-CM	T020	1391	146-T			
<b>Ancho: 18 mm</b>			T166	924	97-T	T042	1410	148-T			
T293	1048	110-C	T241	924	97-CM	T068	1410	148-T			
T127	1143	120-T	T078	933	98-T	<b>Ancho: 20 mm</b>					
T017	1153	121-T	T116	933	98-C	T222	624	78-C			
T260	1153	121-T121-C	T300	933	98-C	T082	714	75-T			
T262	1181	124-CM	T039	945	99-T	T1013	808	101			
<b>Ancho: 18 mm</b>			T061	955	100-T	T081	1057	111-C			
T293	1048	110-C	T085	972	102-T	T122	1095	115-T			
T127	1143	120-T	T023	981	103-T	T163	1191	125-C			
T017	1153	121-T	T026	1000	105-T	T1094	1296	162			
T260	1153	121-T121-C	T077	1010	106-T	<b>Ancho: 21 mm</b>					
T262	1181	124-CM	T030	1029	108-T	T211	1076	113-CM			
<b>Ancho: 18 mm</b>			T088	1038	109-T	T268	1324	139-CM			
T293	1048	110-C	T113	1038	109-C	T217	1362	143-CM			
T127	1143	120-T	T121	1057	111-T	<b>Ancho: 23 mm</b>					
T017	1153	121-T	T065	1076	113-T	<b>Ancho: 23.8 mm</b>					
T260	1153	121-T121-C	T112	1076	113-C	T261	847.7	89-CM			
T262	1181	124-CM				T153	1181.1	124-CM			
<b>Ancho: 18 mm</b>						T114	1200.1	126-T			
T293	1048	110-C				T132	1200.1	126-CM			
T127	1143	120-T									
T017	1153	121-T									
T260	1153	121-T121-C									
T262	1181	124-CM									

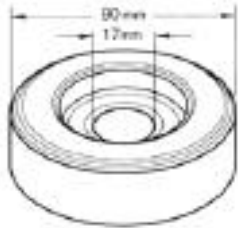


### Banda de Distribución o Timing

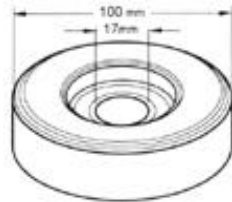
Número	Longitud mm	Dientes (Cant. Tipo)	Número	Longitud mm	Dientes (Cant. Tipo)	Número	Longitud mm	Dientes (Cant. Tipo)
<b>Ancho: 24 mm</b>			T034	1219.2	128-T	<b>Ancho: 30 mm</b>		
T099	962	101-C	T294	1228.7	129-CM	T206	1247.8	131-C
T161	962	101-C	T084	1238.2	130-C	T076	1276.3	134-T
T223	981.1	103-CM	T258	1247.8	131-CM	T146	1384	173-C
T224	990.6	104-CM	T029	1266.8	133-T	T214	1536	192-C
T143	1009.6	106-CM	T104	1266.8	133-T	T219	1600	200-CM
T136	1016	127-C	T188	1266.8	133-C	T267	1608	201-C
T233	1016	127-C	T249	1266.8	133-CM	T295	1608	201-CM
T144	1019.2	107-C	T126	1272	159-C	T255	1616	202-CM
T145	1019.2	107-CM	T169	1272	159-CM	T172	1688	211-CM
T094	1028.7	108-C	T237	1272	159-C	T254	1688	211-CM
T160	1028.7	108-C	T120	1276.3	134-T	T250	1800	225-C
T244	1066.8	112-CM	T205	1304	163-C	T285	1800	225-C
T187	1076.3	113-CM	T242	1304.9	137-C	T297	2024	253-C
T155	1162	122-CM	T087	1324	139-T	T277	2248	281-CM
T204	1171.6	123-CM	T281	1344	168-CM	T207	2392	299-C
T142	1181.1	124-CM	T101	1352	169-C	<b>Ancho: 31.8 mm</b>		
T216	1209.7	127-CM	T074	1352.5	142-T	T157	1432	179-C
T130	1228.7	129-C	T156	1409.7	148-C	T200	1528	191-C
T226	1240	155-CM	T139	1419.2	149-CM	T303	1528	191-C
T309	1352	169-C	T125	1424	178-C	T220	1744	218-C
T305	1368	171-C	T091	1552.6	163-C	T221	1784	223-C
T263	1828.8	192-CM	T024	1714.5	180-T	T180	1824	228-CM
T279	1876.4	197-CM	T048	1714.5	180-T	T251	1824	228-CM
<b>Ancho: 24.7 mm</b>			T218	1912	239-C	<b>Ancho: 32 mm</b>		
T071	1181.1	124-T	T109	2086	219-T	T202	1240	155-C
<b>Ancho: 25 mm</b>			T110	2086	219-C	T248	1240	155-C
T290	608	76-C	T196	2086	219-C	T259	1496	187-CM
T181	885.8	93-CM	<b>Ancho: 26 mm</b>			T287	1560	195-CM
T177	896	112-C	T208	1024	128-C	T315	1656	207-CM
T182	904.9	95-CM	T227	1181.1	124-CM	T257	1688	211-C
T131	1043.9	127-C	T184	1190.6	125-CM	T195	2056	257-CM
T106	1052.2	128-C	T247	1200.1	126-CM	T253	2120	265-CM
T083	1133.5	119-T	T286	1576	197-CM	<b>Ancho: 34 mm</b>		
T171	1133.5	119-CM	<b>Ancho: 26.5 mm</b>			T075	828.7	87-T
T133	1176	147-C	T739	1162	122	T273	1600	200-CM
T292	1176	147-C	<b>Ancho: 26.7 mm</b>			T192	1609.7	169-T
T291	1216	152-C	T138	1304	163-C	T190	1672	209-C
T317	1224	153-C	T199	1304	163-C	T298	1688	211-C
T043	1285.9	135-T	<b>Ancho: 27 mm</b>			T209	1928	241-CM
T301	1343	141-C	T304	1784	223-CM	<b>Ancho: 35 mm</b>		
T098	1685.9	177-C	T307	1784	223-C	T183	1912	239-C
<b>Ancho: 25.4 mm</b>			<b>Ancho: 28 mm</b>			<b>Ancho: 36 mm</b>		
T272	847.7	89-CM	T151	1112	139-CM	T271	1528	191-C
T289	856	107-CM	T265	1390.6	146-CM	T154	1544	193-C
T175	920	115-C	T270	1447.8	152-CM	T240	1544	193-C
T067	923.9	97-T	T129	1828.8	192-CM	<b>Ancho: 28.5 mm</b>		
T194	923.9	97-CM	T193	1866.9	196-CM	T105	1314.4	138-C
T283	943	99-CM	T231	2295.5	241-CM	<b>Ancho: 29 mm</b>		
T040	962	101-T	<b>Ancho: 28 mm</b>			T288	928	116-CM
T212	981.1	103-CM	T151	1112	139-CM	T201	968	121-CM
T264	1028.7	108-CM	T265	1390.6	146-CM	T245	1066.8	112-CM
T134	1047.7	110-CM	T270	1447.8	152-CM	T232	1171.6	123-CM
T045	1057.3	111-T	T129	1828.8	192-CM	T230	1181.1	124-CM
T278	1057.3	111-CM	T193	1866.9	196-CM	T313	1401.8	175-C
T316	1064	133-CM	T231	2295.5	241-CM	T246	1428.7	150-CM
T284	1076.3	113-CM	<b>Ancho: 28.5 mm</b>			T165	1438.3	151-CM
T228	1080	135-CM	T105	1314.4	138-C	T167	1457.3	153-CM
T147	1096	137-C	<b>Ancho: 29 mm</b>			T256	1466.8	154-CM
T096	1114.4	117-T	T288	928	116-CM	<b>Ancho: 29 mm</b>		
T152	1133.5	119-C	T201	968	121-CM	T288	928	116-CM
T215	1144	143-C	T245	1066.8	112-CM	T201	968	121-CM
T080	1171.6	123-T	T232	1171.6	123-CM	T245	1066.8	112-CM
T238	1181.1	124-C	T230	1181.1	124-CM	T232	1171.6	123-CM
T103	1184	148-C	T313	1401.8	175-C	T230	1181.1	124-CM
T079	1209.7	127-T	T246	1428.7	150-CM	T313	1401.8	175-C
T310	1209.7	127-CM	T165	1438.3	151-CM	T246	1428.7	150-CM
			T167	1457.3	153-CM	T165	1438.3	151-CM
			T256	1466.8	154-CM	T167	1457.3	153-CM
						T256	1466.8	154-CM



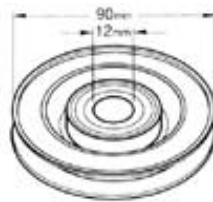
Poleas



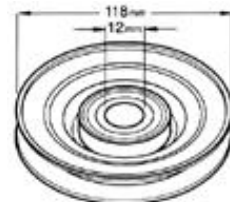
38001



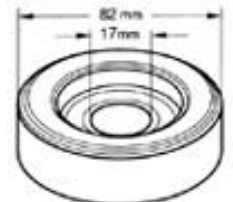
38002



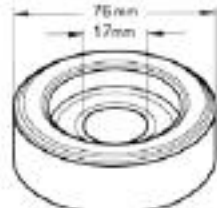
38003



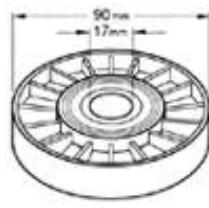
38004



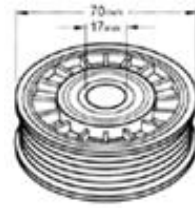
38005



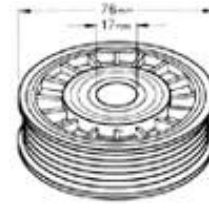
38006



38007



38008



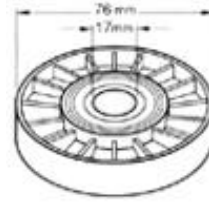
38009



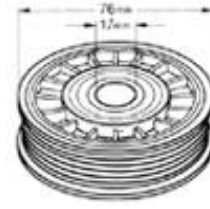
38010



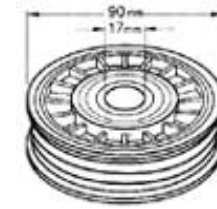
38011



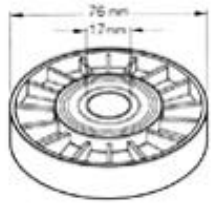
38015



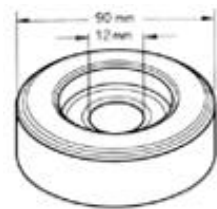
38016



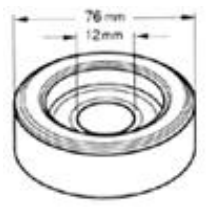
38017



38018



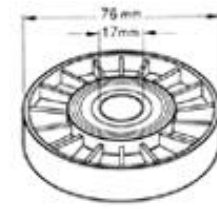
38020



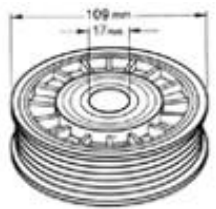
38021



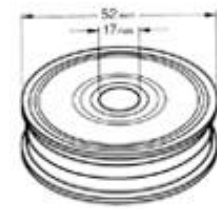
38022



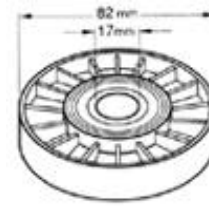
38023



38024



38025



38027

**Tensores**



38102



38103



38104



38105



38106



38107



38108



38110



38113



38114



38115



38116



38117



38118



38121



38123



38126



38127



38129



38131



38132



38133



38134



38135



38136





Tensores



38137



38138



38139



38140



38145



38146



38147



38148



38150



38151



38152



38153



38156



38157



38158



38159



38162



38163



38164



38168



38169



38171



38172



38174



38175



38200

**KITS  
(Tensores para Banda de  
Distribución)**



TCK017



TCK071



TCK077



TCK104



TCK153



TCK179



TCK203



TCK212



TCK224



TCK244



TCK245



TCK246



TCK249



TCK255



TCK257



TCK258



TCK259



TCK262



TCK276



TCK283



TCK294

**Tapones para Tanque de Combustible**

Para el sellado de tanques de combustible. Se fabrican en metal y plástico y están disponibles con llave y sin llave.




31604 - 10746



31615 - 10819



31623 - 10623



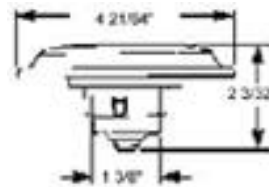
31630 - 10818



31633 - 10822



31634 - 10823



31669 - 10573



31734 - 10501



31748 - 10817



31761 - 10582



31775 - 10572



31777 -



31828 - 10502



31830 - 10832



31661 - 10598

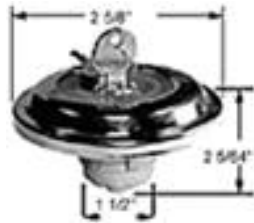


31671 - 10583

**Tapones para Tanque de Combustible**



31672 - 10587



31683 - 10483



31691 - 10491



31692 - 10492



31778 - 10591



31779 - 10589



31780 - 10504



31781 - 10505

**Tapones de Depósito de Aceite**

Elemento de seguridad para evitar la contaminación hacia el depósito del aceite y la emisión de sus vapores hacia la atmósfera.



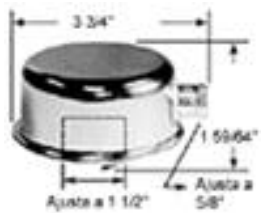
31061 - 10061



31064 - 10064



31066 - 10066



31070 - 10070




31072 - 10071



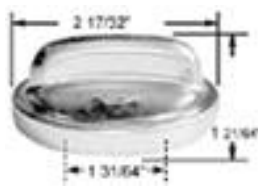
31078 - 10075



**Tapones de Depósito de Aceite**



31088 - 10102



31100 - 10079



31102 - 10095



31103 - 10099



31109 - 10081



31115 - 10107



31118 - 10111



31272 - 10072

**Limpiaparabrisas Trico**

Para limpiar y retirar líquidos que obstruyan la visibilidad. Los hay con estructura metálica o de plástico, pero todos con la misma formulación de hule natural con cera que cuida y protege el parabrisas.

**TIPO GANCHO**

**ADAPTADOR**



Longitud

No. Parte

10"	38-110	5mm	6,8mm						
12"	38-120			3/16"					
13"	38-130	7mm	7,9mm						
14"	38-140	7mm	7,9mm	3/16"					
15"	38-150	7mm	7,9mm						
16"	38-160	7mm	7,9mm	3/16"					
18"	38-180	7mm	7,9mm	3/16"					
19"	38-190	7mm	7,9mm	3/16"					
19"	38-191			3/16"					
20"	38-200		7,9mm	3/16"					
20"	38-201			1/4"					
22"	38-220			1/4"					
22"	30-221		9mm	1/4"					
22"	22-9		9X4						
24"	30-240		9mm	1/4"					
28"	28-9		9X4						

**TRICO**  
**Limpiaparabrisas Metálico**





# FORMAS Y DIMENSIONES

# Catálogo de Aplicaciones 2003 para Automóviles y Camionetas



## NUVISION – (Plástico de Alto Impacto)



## ROBERK – (Plástico de Alto Impacto)

### TIPO GANCHO

### ADAPTADOR



### TIPO GANCHO

### ADAPTADOR



Longitud  
No. Parte

Longitud	No. Parte	5mm	6,8mm	3/16"					
10"	21-110								
13"	21-130	7mm	7,9mm	3/16"					
15"	21-150	7mm	7,9mm						
16"	21-160	7mm	7,9mm	3/16"					
17"	21-170	7mm	7,9mm	3/16"					
18"	21-180	7mm	7,9mm	3/16"					
19"	21-190	7mm	7,9mm	3/16"					
20"	21-200		7,9mm, 9X4	3/16", 1/4"					
22"	21-220		7,9mm, 9X4	3/16", 1/4"					
24"	21-240		7,9mm, 9X4	3/16", 1/4"					

Longitud  
No. Parte

Longitud	No. Parte	5mm	6,8mm	3/16"					
10"	21-110								
13"	21-130	7mm	7,9mm	3/16"					
15"	21-150	7mm	7,9mm						
16"	21-160	7mm	7,9mm	3/16"					
17"	21-170	7mm	7,9mm	3/16"					
18"	21-180	7mm	7,9mm	3/16"					
19"	21-190	7mm	7,9mm	3/16"					
20"	21-200		7,9mm, 9X4	3/16", 1/4"					
22"	21-220		7,9mm, 9X4	3/16", 1/4"					
24"	21-240		7,9mm, 9X4	3/16", 1/4"					



## Brazos Limpiaparabrisas

Para reemplazo de los brazos originales dañados que podrían rayar el cristal.

Construidos en perfil metálico y lamina de acero tropicalizado, resistente ala corrosión.

### No. Parte RANGO LONG. TIPO DE GANCHO

No. Parte	RANGO LONG.	TIPO DE GANCHO
51-062	8 1/4" - 11 1/4"	
51-151	11 1/4" - 14 5/8"	
51-250	12 3/8" - 16 3/8"	



**Abrazaderas Sin Fin**

Construidas con banda y caja de acero inoxidable y tratamiento zincado/tropicalizado, para prevenir la oxidación.



**Abrazaderas TBolt**

Construidas con banda de 1/2" y puente de acero inoxidable. Los pernos en forma de T y resortes tienen tratamiento zincado/tropicalizado, para prevenir la oxidación.

No. Parte	Empaque	Rango Diám. Int. (Pulg.)	
		Mín.	Máx.
MM4 (Micro)	200	1/4	5/8
MM5 (Micro)	100	5/16	29/32
H8	50	7/16	29/32
H10	50	9/16	1-1/16
H12	25	11/16	1-1/4
H16	25	3/4	1-1/2
H20	50	13/16	1-3/4
H24	50	1-1/16	2
H28	50	1-5/16	2-1/4
H32	25	1-9/16	2-1/2
H36	25	1-13/16	2-3/4
H40	25	2-1/16	3
H44	25	2-5/16	3-1/4
H48	25	2-9/16	3-1/2
H52	25	2-13/16	3-3/4
H60	20	3-5/16	4-1/4
H72	20	4-1/6	5
H88	Granel	5-1/16	6
H96	Granel	5-9/16	6-1/2
H104	Granel	6-1/16	7

**Silver Line**

No. Parte	Empaque	Rango Diám. Int. (Pulg.)	
		Mín.	Máx.
MP3 (Micro)	200	1/4	1/2
MP4 (Micro)	200	1/4	5/8
MP5 (Micro)	100	5/16	29/32
HP6	75	7/16	25/32
HP8	50	7/16	29/32
HP10	50	9/16	1-1/16
HP12	25	11/16	1-1/4
HP16	25	3/4	1-1/2
HP20	50	13/16	1-3/4
HP24	50	1-1/16	2
HP28	50	1-5/16	2-1/4
HP32	25	1-9/16	2-1/2
HP36	25	1-13/16	2-3/4

No. Parte	Diámetro Interior (Pulg)		
	Nom.	Mín.	Máx.
TB 206	1.97	1.88	2.06
TB 221	2.14	2.06	2.21
TB 259	2.45	2.31	2.59
TB 265	2.52	2.38	2.65
TB 284	2.7	2.56	2.84
TB 309	2.95	2.81	3.09
TB 321	3.08	2.94	3.21
TB 359	3.45	3.31	3.59
TB 387	3.72	3.56	3.87
TB 409	3.95	3.81	4.09
TB 434	4.2	4.06	4.34
TB 459	4.45	4.31	4.59
TB 487	4.72	4.56	4.87
TB 509	4.95	4.81	5.09
TB 537	5.22	5.06	5.37
TB 562	5.47	5.31	5.62
TB 587	5.72	5.56	5.87
TB 609	5.95	5.81	6.09
TB 637	6.22	6.06	6.37
TB 659	6.45	6.31	6.59
TB 709	6.95	6.81	7.09
TB 737	7.22	7.06	7.37
TB 762	7.48	7.34	7.62
TB 787	7.72	7.56	7.87
TB 812	7.97	7.81	8.12
TB 837	8.22	8.06	8.37

**Abrazaderas TBolt Con Resorte**

No. Parte	Diámetro Interior (Pulg)			No. Parte	Diámetro Interior (Pulg)		
	Nom.	Mín.	Máx.		Nom.	Mín.	Máx.
TBLS212	1.94	1.82	2.12	TBLS508	5	4.78	5.08
TBLS236	2.25	2.06	2.36	TBLS533	5.25	5.03	5.33
TBLS255	2.44	2.25	2.55	TBLS558	5.5	5.28	5.58
TBLS286	2.75	2.56	2.86	TBLS570	5.62	5.4	5.7
TBLS308	3	2.78	3.08	TBLS608	6	5.78	6.08
TBLS333	3.25	3.03	3.33	TBLS633	6.25	6.03	6.33
TBLS352	3.44	3.22	3.52	TBLS655	6.47	6.25	6.55
TBLS383	3.75	3.53	3.83	TBLS668	6.6	6.38	6.68
TBLS408	4	3.78	4.08	TBLS708	7	6.78	7.08
TBLS433	4.25	4.03	4.33	TBLS758	7.5	7.28	7.58
TBLS436	4.28	4.06	4.36	TBLS780	7.72	7.5	7.8
TBLS458	4.5	4.28	4.58	TBLS783	7.75	7.53	7.83
TBLS483	4.75	4.53	4.83	TBLS858	7.5	8.28	8.58


**Destelladores TRIDON**

Se utilizan para el control de las luces exteriores y direccionales, funcionan mediante un sistema electro-mecánico.

**Destelladores Electrónicos**

No. Parte	Aplicación	Terminales	Vida	Carga de Focos	Poder
EP28	Destellador tipo GM 280 - Autos y Camiones de Pasajeros	Tres (X,L,G)	600 Hrs	2 Vuelta-4 Emergencia	162 W
EP29	Destellador tipo GM 280 - Autos y Camiones de Pasajeros	Cuatro (X,L,G,S)	400 Hrs	3 Vuelta-6 Emergencia	162 W
EP30	Aplicaciones generales ISO	Tres (X,L,G)	600 Hrs	2 Vuelta-4 Emergencia	162 W
EP32	Aplicaciones generales ISO	Tres (X,L,G)	600 Hrs	2 Vuelta-4 Emergencia	162 W
EP33	Aplicaciones generales ISO	Tres (X,L,G)	600 Hrs	2 Vuelta-4 Emergencia	162 W
EP34	Aplicaciones para Terminal estándar Japonesa JSO	Tres (X,L,G)	600 Hrs	2 Vuelta-4 Emergencia	162 W
EP35	Aplicaciones generales ISO	Tres (X,L,G)	600 Hrs	2 Vuelta-4 Emergencia	162 W
EP36	Aplicaciones generales ISO	Tres (X,L,G)	400 Hrs	3 Vuelta-6 Emergencia	162 W
EP37	Alta carga de Focos - Trailers, Camiones, Industrial	Dos (X,L)	200 Hrs	1 a 16 Focos	432 W
EP50	Alta carga de Focos - Trailers, Camiones, Industrial	Dos (X,L)	300 Hrs	1 a 20 Focos	540 W
EL-13A-1	Barras de Focos alternativos - Vehículos de Emergencia	Tres (X,L,P)	500 Hrs	1 a 6 Focos por lado	150 W
EL-13A-2	Barras de Focos alternativos - Luces Wig-Wag	Tres (X,L,P)	400 Hrs	1 a 6 Focos por lado	150 W

X = Batería      S = Sensor  
L = Focos      JSO = Terminales estándar Japonesas  
G = Tierra      ISO = Terminales estándar Internacional  
S = Sensor      Todos los voltajes son 12 Volts, a menos que se especifique otro.

**Destelladores Electromecánicos**

No. Parte	Aplicación	Terminales	Vida	Carga de Focos	Poder
EG22	Todas las aplicaciones de Destelladores de 24 Volts	Dos (X,L)	100 Hrs	1 a 10 Focos	240 W
EG23	Todas las aplicaciones de Destelladores de 24 Volts	Tres (X,L,P)	100 Hrs	1 a 10 Focos	240 W
HD12	Todas las aplicaciones de Destelladores de 12 Volts	Dos (X,L)	200 Hrs	1 a 10 Focos	240 W
HD13	Todas las aplicaciones de Destelladores de 12 Volts	Tres (X,L,P)	200 Hrs	1 a 10 Focos	240 W





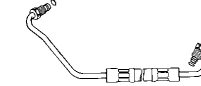
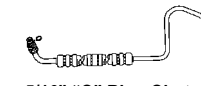

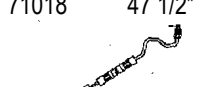
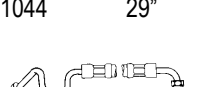


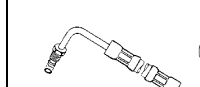
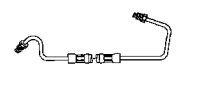
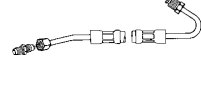
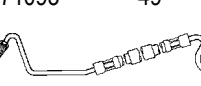
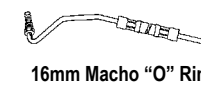

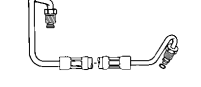
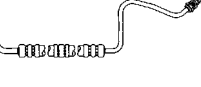
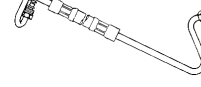
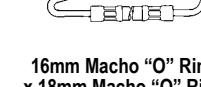
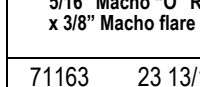
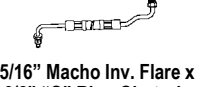
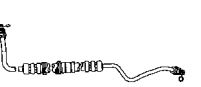

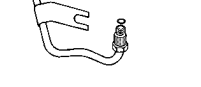
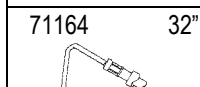
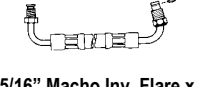

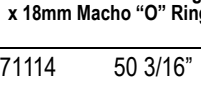
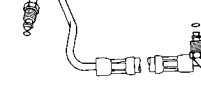
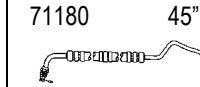

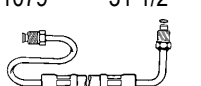

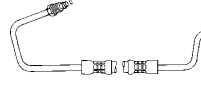

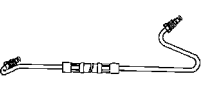

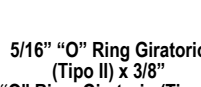



70198 30 1/2"  3/8" Hembra S.A.E. x 7/16" Macho flare inv.	70347 32 3/8"  5/16" Macho "O" Ring x 3/8" Macho flare inv.	70424 32 5/16"  5/16" Macho flare inv. x 3/8" "O" Ring Giratorio (Tipo I)	70640 10 3/8"  5/16" Macho flare inv. x 5/16" Macho flare inv.	70710 48 1/16"  3/8" Macho S.A.E. x 3/8" Macho "O" Ring
70260 37 1/2"  3/8" Macho flare inv. x 7/16" Macho flare inv.	70351 38 5/16"  5/16" Macho "O" Ring x 3/8" Macho flare inv.	70426 29 13/16"  (entrada sensor) 5/16" Macho flare inv. x 3/8" "O" Ring Giratorio (Tipo I)	70652 35"  5/16" Macho flare inv. x 3/8" Hembra S.A.E.	70855 40 1/2"  3/8" Macho flare inv. x 7/16" Macho flare inv.
70263 33 1/2"  3/8" Macho flare inv. x 7/16" Macho flare inv.	70353 35"  5/16" Macho "O" Ring x 3/8" Macho "O" Ring	70427 21 11/16"  (entrada sensor) 5/16" "O" Ring Giratorio (Tipo II) x 3/8" "O" Ring Giratorio (Tipo I)	70660 35"  5/16" Macho flare inv. x 3/8" Hembra S.A.E.	70864 21"  3/8" Macho flare inv. x 7/16" Macho flare inv.
70265 33 1/4"  3/8" Macho flare inv. x 7/16" Macho flare inv.	70404 28 3/8"  16mm Macho "O" Ring x 16mm Macho "O" Ring	70429 44 7/16"  (entrada sensor) 5/16" Macho flare inv. x 16mm Macho "O" Ring	70669 29 1/2"  3/8" Hembra flare inv. x 7/16" Macho flare inv.	70911 31 1/2"  3/8" Macho flare inv. x 7/16" Macho flare inv.
70271 36 1/4"  3/8" Macho flare inv. x 7/16" Macho flare inv.	70405 28 5/16"  16mm Macho "O" Ring x 16mm Macho "O" Ring	70434 47"  3/8" "O" Ring Giratorio (Tipo I) x 3/8" "O" Ring Giratorio (Tipo I)	70678 22 1/2"  3/8" Macho flare inv. x 3/8" Macho S.A.E.	70912 39 1/4"  3/8" Macho flare inv. x 7/16" Macho flare inv.
70273 33"  3/8" Macho flare inv. x 7/16" Macho flare inv.	70408 28 13/16"  16mm Macho "O" Ring x 18mm Macho "O" Ring	70435 21 1/2"  (entrada sensor) 5/16" "O" Ring Giratorio (Tipo II) x 3/8" "O" Ring Giratorio (Tipo I)	70679 32 1/16"  5/16" Macho flare inv. x 3/8" Hembra S.A.E.	70940 32"  5/16" Macho "O" Ring x 3/8" Macho flare inv.
70277 38"  3/8" Macho flare inv. x 7/16" Macho flare inv.	70413 35 7/8"  16mm Macho "O" Ring x 18mm Macho "O" Ring	70436 19 1/4"  5/16" "O" Ring Giratorio (Tipo II) x 3/8" Giratorio "O" Ring (Tipo I)	70680 50 3/8"  3/8" Hembra S.A.E. x 3/8" Hembra S.A.E.	70956 19 3/8"  5/16" Macho flare inv. x 3/8" Hembra S.A.E.
70279 29 3/8"  3/8" Macho flare inv. x 7/16" Macho flare inv.	70422 41"  16mm Macho "O" Ring x 18mm Macho "O" Ring	70440 33"  16mm Macho "O" Ring x 18mm Macho "O" Ring	70704 39 1/4"  3/8" Hembra S.A.E. x 7/16" Macho flare inv.	
70333 36 1/4"  1/4" Hembra S.A.E. x 3/8" Macho flare inv.				

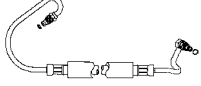
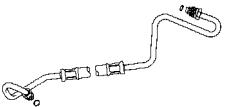

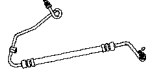
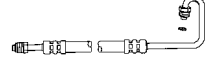
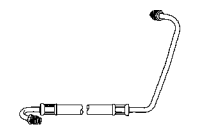
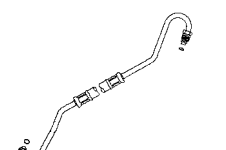
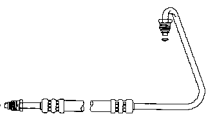


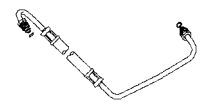
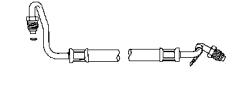
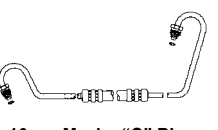
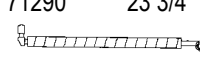
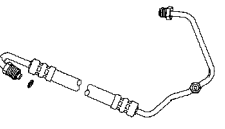




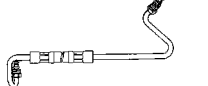
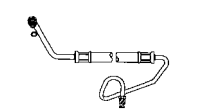

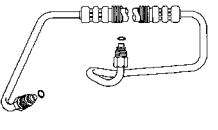


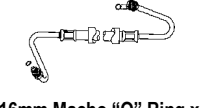
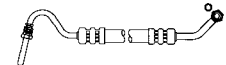
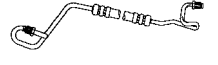

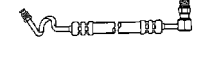
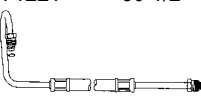


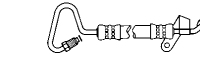
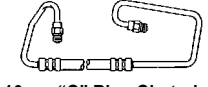
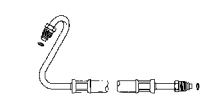
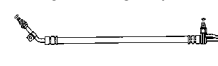
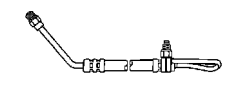


# FORMAS Y DIMENSIONES

# Catálogo de Aplicaciones 2003 para Automóviles y Camionetas

71014 45 1/2"  3/8" Macho S.A.E. x 3/8" "O" Ring Giratorio (Tipo I)	71043 35"  16mm Macho "O" Ring x 18mm Macho "O" Ring	71088 31"  16mm Macho "O" Ring x 18mm Macho "O" Ring	71118 44 13/16"  5/16" "O" Ring Giratorio (Tipo II) x 3/8" "O" Ring Giratorio (Tipo I)	71145 41"  16mm Macho "O" Ring x 18mm Macho "O" Ring
71018 47 1/2"  5/16" "O" Ring Giratorio (Tipo I) x 3/8" "O" Ring Giratorio (Tipo I)	71044 29"  5/16" Macho Inv. Flare x 3/8" "O" Ring Giratorio (Tipo I)	71092 30 3/4"  16mm Macho "O" Ring x 18mm Macho "O" Ring	71119 40 5/8"  16mm Macho "O" Ring x 18mm Macho "O" Ring	71146 27 1/2"  16mm Macho "O" Ring x 18mm Macho "O" Ring
71026 33 1/4"  3/8" Macho Inv. Flare x 7/16" Macho Inv. Flare	71058 28 1/2"  3/8" Hembra S.A.E. or 3/8" Macho Inv. Flare x 7/16" Macho Inv. Flare	71093 49"  16mm Macho "O" Ring x 18mm Macho "O" Ring	71121 35"  16mm Macho "O" Ring x 18mm Macho "O" Ring	71148 27"  16mm Macho "O" Ring x 18mm Macho "O" Ring
71036 35 3/4"  5/16" Macho "O" Ring x 3/8" Macho Inv. Flare	71061 44 5/8"  5/16" "O" Ring Giratorio (Tipo I) x 3/8" Giratorio "O" Ring (Tipo I)	71094 33 3/4"  16mm Macho "O" Ring x 18mm Macho "O" Ring	71133 48 1/4"  16mm Macho "O" Ring x 18mm Macho "O" Ring	71156 34 1/2"  5/16" Macho "O" Ring x 3/8" Macho flare inv.
71037 28"  5/16" Macho Inv. Flare x 3/8" "O" Ring Giratorio (Tipo I)	71063 48 1/8"  5/16" "O" Ring Giratorio (Tipo I) x 3/8" "O" Ring Giratorio (Tipo I)	71097 39 1/2"  16mm Macho "O" Ring x 18mm Macho "O" Ring	71135 33 3/4"  3/8" Hembra Flare Inv. x 16mm Macho "O" Ring	71163 23 13/16"  16mm Macho "O" Ring x 18mm Macho "O" Ring
71038 23 1/4"  5/16" Macho Inv. Flare x 3/8" "O" Ring Giratorio (Tipo I)	71074 32"  16mm Macho "O" Ring x 18mm Macho "O" Ring	71114 50 3/16"  5/16" Macho "O" Ring x 3/8" "O" Ring Giratorio (Tipo I)	71137 32"  5/16" Macho "O" Ring x 16mm Macho "O" Ring	71164 32"  16mm Macho "O" Ring x 18mm Macho "O" Ring
71039 30"  5/16" Macho Inv. Flare x 3/8" "O" Ring Giratorio (Tipo I)	71079 31 1/2"  5/16" Macho Inv. Flare x 3/8" "O" Ring Giratorio (Tipo I)	71117 48 1/4"  5/16" "O" Ring Giratorio (Tipo II) x 3/8" "O" Ring Giratorio (Tipo I)	71139 35 1/4"  16mm Macho "O" Ring x 18mm Macho "O" Ring	71181 36 5/8"  16mm Macho "O" Ring x 18mm Macho "O" Ring
71042 38 1/4"  16mm Macho "O" Ring x 18mm Macho "O" Ring	71086 23"  16mm Macho "O" Ring x 18mm Macho "O" Ring	71144 27 1/2"  16mm Macho "O" Ring x 18mm Macho "O" Ring	71188 21 7/8"  16mm Macho "O" Ring x 18mm Macho "O" Ring	


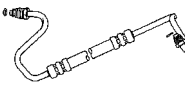
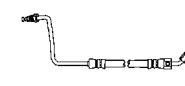
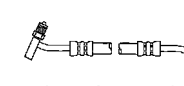
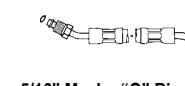
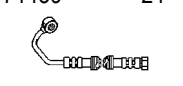


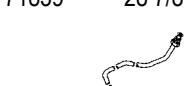
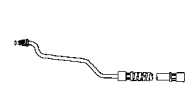

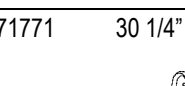
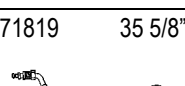
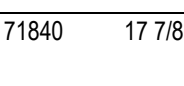
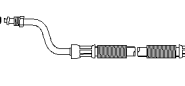
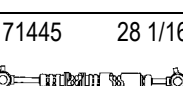
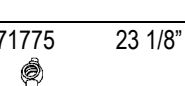
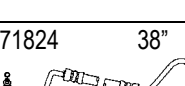
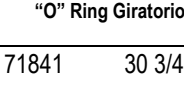


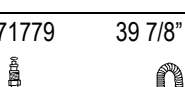
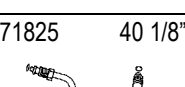
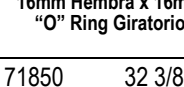
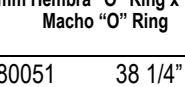

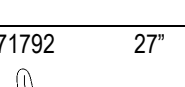
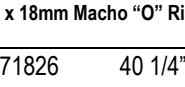
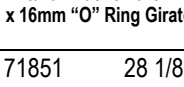

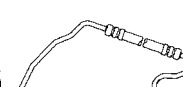
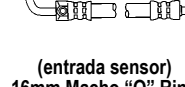
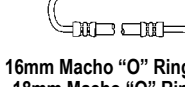
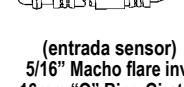
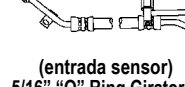

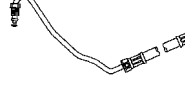


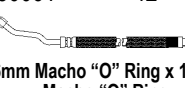

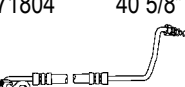
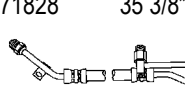
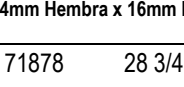


<p>71193 44 1/4"</p>  <p>3/8" "O" Ring Giratorio (Tipo I) x 3/8" Giratorio "O" Ring (Tipo I)</p>	<p>71231 36 5/16"</p>  <p>16mm Macho "O" Ring x 18mm Macho "O" Ring</p>	<p>71247 35 1/8"</p>  <p>5/16" "O" Ring Giratorio (Tipo II) x 3/8" Giratorio "O" Ring (Tipo I)</p>	<p>71279 33 1/4"</p>  <p>(entrada sensor) 5/16" Macho flare inv. x 3/8" "O" Ring Giratorio (Tipo I)</p>	<p>71402 26 1/2"</p>  <p>16mm Macho "O" Ring x 18mm Macho "O" Ring</p>
<p>71200 30 1/16"</p>  <p>3/8" Macho flare inv. x 7/16" Macho flare inv.</p>	<p>71232 35"</p>  <p>16mm Macho "O" Ring x 18mm Macho "O" Ring</p>	<p>71249 34 7/8"</p>  <p>16mm Macho "O" Ring x 18mm Macho "O" Ring</p>	<p>71280 72"</p>  <p>16mm Macho "O" Ring x 18mm Macho "O" Ring</p>	<p>71404 38"</p>  <p>16mm Macho "O" Ring x 18mm Macho "O" Ring</p>
<p>71201 30 7/16"</p>  <p>16mm Macho "O" Ring x 18mm Macho "O" Ring</p>	<p>71234 30 9/16"</p>  <p>16mm Macho "O" Ring x 18mm Macho "O" Ring</p>	<p>71250 48 1/8"</p>  <p>16mm Macho "O" Ring x 18mm Macho "O" Ring</p>	<p>71290 23 3/4"</p>  <p>16mm Banjo x 16mm Banjo</p>	<p>71420 30 15/16"</p>  <p>(entrada sensor) 5/16" Macho flare inv. x 16mm Macho "O" Ring</p>
<p>71202 30 7/16"</p>  <p>5/16" Macho flare inv. x 16mm Macho "O" Ring</p>	<p>71235 48 3/4"</p>  <p>5/16" "O" Ring Giratorio (Tipo II) x 3/8" "O" Ring Giratorio (Tipo I)</p>	<p>71257 42 3/4"</p>  <p>5/16" Macho flare inv. x 3/8" "O" Ring Giratorio (Tipo I)</p>	<p>71370 24"</p>  <p>3/8" -19 BSP Hembra Special x 16mm Banjo</p>	<p>71422 33 3/4"</p>  <p>(entrada sensor) 16mm Macho "O" Ring x 18mm Macho "O" Ring</p>
<p>71214 32 7/16"</p>  <p>5/16" Macho flare inv. x 3/8" "O" Ring Giratorio (Tipo I)</p>	<p>71239 34 3/4"</p>  <p>16mm Macho "O" Ring x 18mm Macho "O" Ring</p>	<p>71258 37 3/4"</p>  <p>16mm Macho "O" Ring x 18mm Macho "O" Ring</p>	<p>71385 22 11/16"</p>  <p>14mm Macho "O" Ring x 16mm Banjo</p>	<p>71424 31 1/2"</p>  <p>(entrada sensor) 5/16" Macho flare inv. x 16mm "O" Ring Giratorio</p>
<p>71219 37 1/16"</p>  <p>16mm Macho "O" Ring x 18mm Macho "O" Ring</p>	<p>71244 27 3/8"</p>  <p>5/16" Macho flare inv. x 3/8" "O" Ring Giratorio (Tipo I)</p>	<p>71263 45 3/4"</p>  <p>5/16" Macho flare inv. x 3/8" Macho flare inv.</p>	<p>71395 33 11/16"</p>  <p>16mm Macho "O" Ring x 18mm Macho "O" Ring</p>	<p>71425 25"</p>  <p>5/16" Macho flare inv. x 16mm "O" Ring Giratorio</p>
<p>71221 30 1/2"</p>  <p>16mm Macho "O" Ring x 18mm Macho "O" Ring</p>	<p>71245 45 7/8"</p>  <p>16mm Macho "O" Ring x 18mm Macho "O" Ring</p>	<p>71272 32 1/4"</p>  <p>16mm Macho "O" Ring x 18mm Macho "O" Ring</p>	<p>71399 31 5/16"</p>  <p>16mm Macho "O" Ring x 18mm Macho "O" Ring</p>	<p>71428 49 5/8"</p>  <p>16mm "O" Ring Giratorio x 16mm "O" Ring Giratorio</p>
<p>71222 37"</p>  <p>16mm Macho "O" Ring x 16mm Macho "O" Ring</p>	<p>(entrada sensor) 5/16" "O" Ring Giratorio (Tipo II) x 3/8" "O" Ring Giratorio (Tipo I)</p>	<p>71276 34 1/2"</p>  <p>(entrada sensor) 5/16" "O" Ring Giratorio (Tipo II) x 3/8" "O" Ring Giratorio (Tipo I)</p>	<p>71429 36 3/16"</p>  <p>(entrada sensor) 5/16" "O" Ring Giratorio (Tipo II) x 16mm Giratorio "O" Ring</p>	


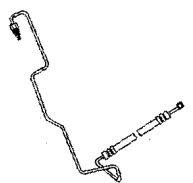
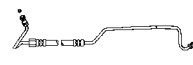
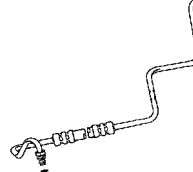

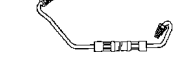
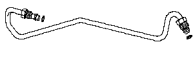

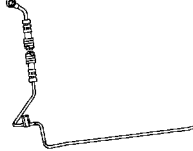
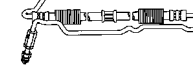
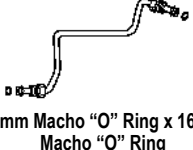
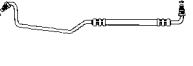
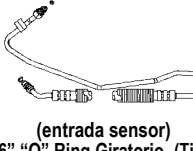
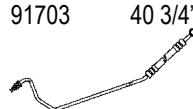
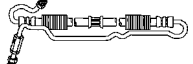
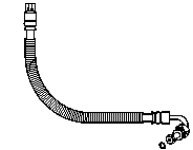





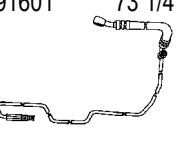
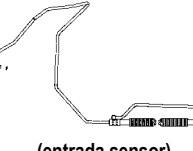
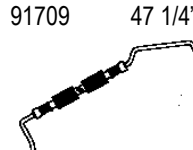
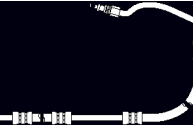

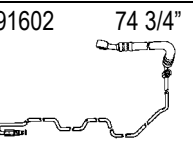
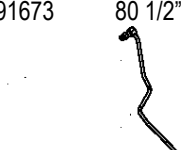


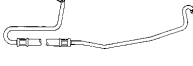
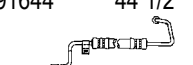








# FORMAS Y DIMENSIONES

# Catálogo de Aplicaciones 2003 para Automóviles y Camionetas

71432 35 1/2"  5/16" Macho "O" Ring x 16mm Macho "O" Ring	71667 39 1/16"  16mm Macho "O" Ring x 18mm Macho "O" Ring	71805 33 3/4"  (entrada sensor) 16mm Macho "O" Ring x 18mm Macho "O" Ring	71829 27 1/8"  (entrada sensor) 16mm "O" Ring Giratorio x 16mm "O" Ring Giratorio	80028 11"  5/16" Macho "O" Ring x 5/16" Macho "O" Ring
71439 24"  14mm Banjo x 14mm Hembra flare inv.	71668 37 5/16"  16mm Macho "O" Ring x 18mm Macho "O" Ring	71818 36 5/8"  16mm Macho "O" Ring x 18mm Macho "O" Ring	71839 28 7/8"  16mm Hembra x 16mm Macho flare inv.	80029 32 1/16"  5/16" Macho "O" Ring x 3/8" Hembra S.A.E.
71444 26 1/8"  5/16" Macho flare inv. x 16mm "O" Ring Giratorio	71771 30 1/4"  16mm Macho "O" Ring x 18mm Macho "O" Ring	71819 35 5/8"  16mm Macho "O" Ring x 18mm Macho "O" Ring	71840 17 7/8"  16mm Hembra x 16mm "O" Ring Giratorio	80049 37"  16mm Macho "O" Ring x 18mm Macho "O" Ring
71445 28 1/16"  16mm Banjo x 16mm Banjo	71775 23 1/8"  14mm Hembra x 16mm Banjo	71824 38"  16mm Macho "O" Ring x 18mm Macho "O" Ring	71841 30 3/4"  16mm Hembra x 16mm "O" Ring Giratorio	80050 34"  16mm Hembra "O" Ring x 18mm Macho "O" Ring
71446 29 3/4"  16mm Banjo x 16mm Banjo	71779 39 7/8"  16mm Macho "O" Ring x 18mm Macho "O" Ring	71825 40 1/8"  16mm Macho "O" Ring x 18mm Macho "O" Ring	71850 32 3/8"  5/16" Macho flare inv. x 16mm "O" Ring Giratorio	80051 38 1/4"  16mm Macho "O" Ring x 18mm Macho "O" Ring
71552 27"  16mm Macho "O" Ring x 18mm Macho "O" Ring	71792 27"  (entrada sensor) 16mm Macho "O" Ring x 18mm Macho "O" Ring	71826 40 1/4"  16mm Macho "O" Ring x 18mm Macho "O" Ring	71851 28 1/8"  (entrada sensor) 5/16" Macho flare inv. x 16mm "O" Ring Giratorio	80059 37 1/4"  (entrada sensor) 5/16" "O" Ring Giratorio (Tipo II) x 3/8" Giratorio "O" Ring (Tipo I)
71553 42 5/8"  16mm Macho "O" Ring x 18mm Macho "O" Ring	71800 30 7/8"  (entrada sensor) 16mm Hembra "O" Ring x 18mm Macho "O" Ring	71827 31 1/4"  (entrada sensor) 5/16" Macho flare inv. x 16mm "O" Ring Giratorio	71874 21 3/8"  14mm Hembra x 1 6mm Banjo	80061 42"  16mm Macho "O" Ring x 18mm Macho "O" Ring
71555 29 5/8"  5/16" Macho flare inv. x 16mm "O" Ring Giratorio	71804 40 5/8"  (entrada sensor) 16mm Macho "O" Ring x 18mm Macho "O" Ring	71828 35 3/8"  (entrada sensor) 5/16" "O" Ring Largo Giratorio x 16mm "O" Ring Giratorio	71875 30"  14mm Hembra x 16mm Banjo	80070 47 3/4"  16mm Macho "O" Ring x 18mm Macho "O" Ring
71557 32 11/16"  (entrada sensor) 5/16" Macho flare inv. x 16mm "O" Ring Giratorio	71804 40 5/8"  (entrada sensor) 16mm Macho "O" Ring x 18mm Macho "O" Ring	71828 35 3/8"  (entrada sensor) 5/16" "O" Ring Largo Giratorio x 16mm "O" Ring Giratorio	71878 28 3/4"  (entrada sensor) 5/16" Macho flare inv. x 16mm "O" Ring Giratorio	

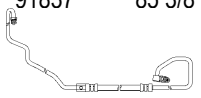


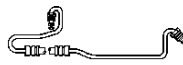
80115 32 1/4"  3/8" Macho flare inv. x 7/16" Macho flare inv.	91511 71 7/8"  14mm Macho flare inv. x 16mm Banjo	91657 43 1/2"  (entrada sensor) 16mm Macho "O" Ring x 18mm Macho "O" Ring	91675 45 5/16"  16mm Macho "O" Ring x 18mm Macho "O" Ring	91735 53 3/4"  (entrada sensor) 5/16" "O" Ring Largo Giratorio x 16mm "O" Ring Giratorio
80147 29 7/8"  3/8" Macho flare inv. x 7/16" Macho flare inv.	91533 27 1/2"  16mm Macho "O" Ring x 18mm Macho "O" Ring	91658 49 15/16"  (entrada sensor) 16mm Macho "O" Ring x 18mm Macho "O" Ring	91692 77 1/4"  (entrada sensor) 14mm Macho flare inv. x 16mm Banjo	91766 62 3/4"  (entrada sensor) 16mm "O" Ring Giratorio x 16mm "O" Ring Giratorio
80224 17 1/2"  16mm Macho "O" Ring x 16mm Macho "O" Ring	91538 33 1/4"  18mm Macho "O" Ring x 18mm Macho "O" Ring	91661 82 15/16"  (entrada sensor) 5/16" "O" Ring Giratorio (Tipo II) x 3/8" "O" Ring Giratorio (Tipo I)	91703 40 3/4"  16mm Banjo x 18mm Macho "O" Ring	91767 62 3/4"  (entrada sensor) 16mm "O" Ring Giratorio x 16mm "O" Ring Giratorio
80232 28 1/2"  16mm Hembra "O" Ring x 18mm Macho "O" Ring	91573 34 7/8"  3/8" Macho flare inv. x 7/16" Macho flare inv.	91662 47 9/16"  16mm Macho "O" Ring x 18mm Macho "O" Ring	91704 59 3/8"  (entrada sensor) 3/8" "O" Ring Giratorio (Tipo I) x 16mm "O" Ring Giratorio	91820 51 1/2"  (entrada sensor) 16mm Macho "O" Ring x 18mm Macho "O" Ring
91470 46 1/2"  16mm Macho "O" Ring x 18mm Macho "O" Ring	91601 73 1/4"  (entrada sensor) 14mm Macho "O" Ring x 16mm Banjo	91669 94 3/8"  (entrada sensor) 3/8" "O" Ring Giratorio (Tipo I) x 16mm "O" Ring Giratorio	91709 47 1/4"  16mm Macho "O" Ring x 18mm Macho "O" Ring	91823 50 1/8"  16mm Macho "O" Ring x 18mm Macho "O" Ring
91501 46 1/16"  16mm Macho "O" Ring x 18mm Macho "O" Ring	91602 74 3/4"  (entrada sensor) 14mm Macho "O" Ring x 16mm Banjo	91673 80 1/2"  (entrada sensor) 16mm "O" Ring Giratorio x 16mm "O" Ring Giratorio	91715 43 1/2"  (entrada sensor) 16mm Macho "O" Ring x 18mm Macho "O" Ring	91826 38 1/2"  3/8" Hembra Giratorio x 3/8" "O" Ring Giratorio
91502 44 1/4"  16mm Macho "O" Ring x 18mm Macho "O" Ring	91644 44 1/2"  16mm Macho "O" Ring x 18mm Macho "O" Ring	91674 76 3/16"  16mm Macho "O" Ring x 18mm Macho "O" Ring	91717 27 1/4"  (entrada sensor) 16mm Hembra "O" Ring x 18mm Macho "O" Ring	91827 38 1/4"  16mm Hembra Giratorio x 16mm "O" Ring Giratorio
91508 50 3/4"  16mm Macho "O" Ring x 18mm Macho "O" Ring	91651 41 1/4"  16mm Macho "O" Ring x 18mm Macho "O" Ring			91829 53 3/4"  16mm Hembra Giratorio x 16mm "O" Ring Giratorio

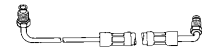



# FORMAS Y DIMENSIONES

# Catálogo de Aplicaciones 2003 para Automóviles y Camionetas


91837 85 3/8"  
  
(entrada sensor)  
3/8" Largo "O" Ring Giratorio x  
16mm Giratorio  
"O" Ring

91864 44 5/8"  
  
16mm Macho "O" Ring x  
18mm Macho "O" Ring

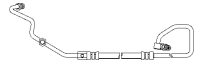
91956 29 1/2"  
  
5/16" Macho flare inv. x  
3/8" "O" Ring Giratorio (Tipo I)

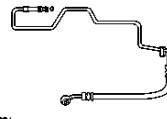
71116 28 3/4"  
  
3/8" Giratorio "O"  
Ring (Tipo II)


91776 90"  

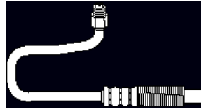



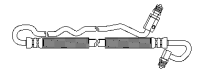
16mm Largo Giratorio  
"O" Ring

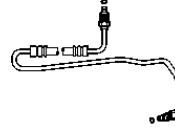
91838 70 7/8"  
  
(entrada sensor)  
3/8" Largo Giratorio  
"O" Ring  
x 16mm "O" Ring Giratorio

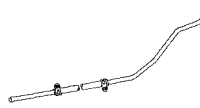
91872 77 1/8"  
  
14m  
16mm Banjo


70642 51 1/4"  
  
3/8" Macho flare inv.

80020 31 3/8"  
  
3/8" "O" Ring Giratorio  
(Tipo II)

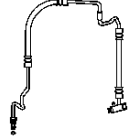
91840 62 1/2"  
  
(entrada sensor)  
16mm "O" Ring Giratorio x  
16mm "O" Ring Giratorio

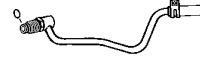
91886 77 3/4"  
  
5/16" "O" Ring Giratorio  
(Tipo II) x 3/8" Giratorio  
"O" Ring (Tipo I)


70737 61 1/2"  
  
3/8" Macho "O" Ring

91664 32"  
  
16mm Macho "O" Ring

91842 57 3/4"  
  
(entrada sensor)  
16mm "O" Ring Giratorio x  
16mm "O" Ring Giratorio

91949 65 3/4"  
  
16mm Banjo x 18mm Macho  
"O" Ring

71007 28"  
  
3/8" "O" Ring Giratorio (Tipo  
I)

91847 48 1/4"  
  
3/8" Macho flare inv.



A Tomkins Company

Esta obra es propiedad de Gates de México, S.A. de C.V.  
Queda totalmente prohibida su reproducción parcial o total.  
Impreso en la Ciudad de México en Julio de 2003.

## Gates de México, S.A. de C.V.

Cerrada de Galeana No. 5 Fracc. Industrial La Loma  
54060 Tlalnepantla, México  
Tel. (0155) 5333 2700 Fax. (0155) 5333 2701  
[www.gates.com.mx](http://www.gates.com.mx)

Asistencia Técnica  
Tel. (0155) 5361 1922 Fax. (0155) 5333 2784 y 5333 2785



# Más Que Bandas y Mangueras

## Mangueras:

- **CH** curva moldeada para radiador
- **Twister® y Twister® GS**  
flexible para radiador
- **Charter®** recta para radiador servicio pesado
- **30T y 35B** calefacción
- **Durion®** de silicón para radiador y calefacción
- **Vibraflex®** radiador con joroba
- **PolarSeal®** aire acondicionado
- **FLH, FLC, FL y FIH** línea de combustible
- **Fuel Fill y Filler Neck** llenado de tanque
- **ADS2** ventilación de aire para servicio pesado
- **4106** para limpiaparabrisas
- **Turbocargador** para servicio pesado

## Tapones:

- Radiador
- Aceite
- Combustible

## Termostatos:

- **Stant®**
- **Weir-Stat®** servicio pesado

## Hidráulica:

- **Conexiones de acero**
- **Conexiones de latón**
- **Manguera para baja presión**
- **Manguera para media presión**
- **TNFA tubing de nylon** para frenos de aire

## Complementos Automotrices:

- **Diafragmas** para frenos de aire
- **Abrazaderas**
- **Destelladores**
- **Edelmann®** mangueras para dirección hidráulica

## Limpiaparabrisas:

- **Trico®**
- **Roberk®**
- **Nu-Vision**
- **Brazos**

## Bandas:

- **Micro-V®** ranurada (acanalada)
- **GS® Platinum Quality**  
dentada servicio pesado
- **Timing** banda de distribución
- **Bandas V** con las siguientes marcas
  - » **GS®** dentada automotriz
  - » **Vulco®** forrada uso automotriz
  - » **Hi-Power®** bandas tipos A y B
  - » **PowerBand®** doble para servicio pesado
  - » **Tri-Power®** dentada tipos AX y BX
  - » **Super HC®** alta capacidad
- **Kits de Distribución**
- **Tensores y Poleas Drive Align®**

## Línea Neumática:

- **Amflo®** medidores de presión
- **Amflo®** infladores
- **Amflo®** coples rápidos
- **Amflo®** manguera retráctil
- **Amflo®** pistolas para aire y agua
- **Amflo®** manómetros
- **Amflo®** válvulas para aire y agua
- **Amflo®** reguladores, filtros y lubricadores



[www.gates.com.mx](http://www.gates.com.mx)





Por quinta ocasión

**Proveedor  
Mundial  
del Año**

de

