Inch series

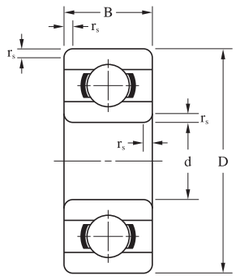

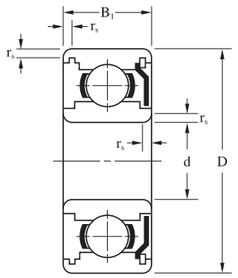

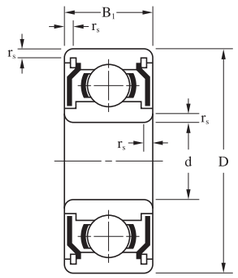

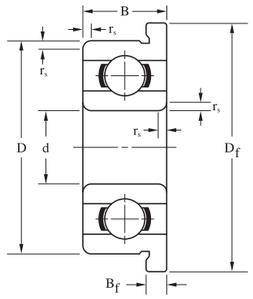

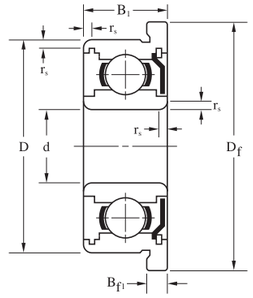

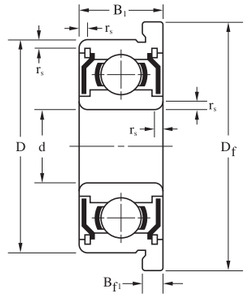

Bore Diameter: d		Outer Diameter: D		Flange Diameter: Df		Radius r's(min)		Open Bearings						Seal, Shield Bearings				
								Width: B		Flange Width: Bf		Bearing Reference						
												Open	Flange Open	Shield	Flange Shield	Seal		
inch	mm	inch	mm	inch	mm	inch	mm	inch	mm	inch	mm					2RS	2RU	TTS
0.0400	1.016	0.1250	3.175	0.1710	4.343	0.0039	0.10	0.0469	1.191	0.0130	0.330	R09	–	FR09	–	–	–	–
0.0469	1.191	0.1562	3.967	0.2030	5.156	0.0039	0.10	0.0625	1.588	0.0130	0.330	R0*	FR0*	R0ZZ*	FR0ZZ*	–	–	–
0.0550	1.397	0.1875	4.762	0.2340	5.944	0.0039	0.10	0.0781	1.984	0.0230	0.584	R1*	FR1*	R1ZZ*	FR1ZZ*	–	–	–
0.0781	1.984	0.2500	6.350	0.2960	7.518	0.0039	0.10	0.0937	2.380	0.0230	0.584	R1-4*	FR1-4*	R1-4ZZ*	FR1-4ZZ*	–	–	TTS
0.0937	2.380	0.1875	4.762	0.2340	5.944	0.0039	0.10	0.0625	1.588	0.0180	0.457	R133	FR133	–	–	–	–	–
		0.1875	4.762	0.2340	5.944	0.0039	0.10	–	–	–	–	–	–	R133ZZS*	FR133ZZS*	–	–	–
		0.3125	7.938	0.3590	9.119	0.0059	0.15	0.1094	2.779	0.0230	0.584	R1-5*	FR1-5*	R1-5ZZS*	FR1-5ZZS*	–	–	TTS
0.1250	3.175	0.2500	6.350	0.2960	7.518	0.0039	0.10	0.0937	2.380	0.0230	0.584	R144J*	FR144J*	R144JZZ*	FR144JZZ*	–	–	TTS
		0.2500	6.350	0.2960	7.518	0.0039	0.10	0.0937	2.380	0.0230	0.584	R144*	FR144*	R144ZZ*	FR144ZZ*	–	–	TTS
		0.3125	7.938	0.3590	9.119	0.0039	0.10	0.1094	2.779	0.0230	0.584	R2-5*	FR2-5*	R2-5ZZ*	FR2-5ZZ*	–	–	TTS
		0.3750	9.525	0.4220	10.719	0.0059	0.15	0.1094	2.779	0.0230	0.584	R2-6*	FR2-6*	R2-6ZZ*	FR2-6ZZ*	2RS	2RU	TTS
		0.3750	9.525	0.4400	11.176	0.0118	0.30	0.1562	3.967	0.0300	0.762	R2*	FR2*	R2ZZ*	FR2ZZ*	2RS	2RU	–
		0.5000	12.700	–	–	0.0118	0.30	0.1719	4.366	–	–	R2A	–	R2AZZ	–	–	–	–
0.1562	3.967	0.3125	7.938	0.3590	9.119	0.0039	0.10	0.1094	2.779	0.0230	0.584	R155*	FR155*	R155ZZS*	FR155ZZS*	–	–	–
0.1875	4.762	0.3125	7.938	0.3590	9.119	0.0039	0.10	0.1094	2.779	0.0230	0.584	R156*	FR156*	R156ZZS*	FR156ZZS*	–	–	TTS
		0.3750	9.525	0.4220	10.719	0.0039	0.10	0.1250	3.175	0.0230	0.584	R166*	FR166*	R166ZZ*	FR166ZZ*	–	–	TTS
		0.5000	12.700	0.5650	14.351	0.0118	0.30	0.1960	4.978	0.0420	1.067	–	FR3*	–	–	–	–	–
		0.5000	12.700	0.5650	14.351	0.0118	0.30	0.1562	3.967	–	–	R3*	–	R3ZZ*	FR3ZZ*	2RS	2RU	TTS
		0.6250	15.875	–	–	0.0118	0.30	0.1960	4.978	–	–	R3A	–	R3AZZ	–	2RS	2RU	–
0.2500	6.350	0.3750	9.525	0.4220	10.719	0.0039	0.10	0.1250	3.175	0.0230	0.584	R168*	FR168*	R168ZZS*	FR168ZZS*	–	–	TTS
		0.5000	12.700	0.5470	13.894	0.0059	0.15	0.1250	3.175	0.0230	0.584	R188*	FR188*	R188ZZ*	FR188ZZ*	2RS	2RU	TTS
		0.6250	15.875	0.6900	17.526	0.0118	0.30	0.1960	4.978	0.0420	1.067	R4*	FR4*	R4ZZ*	FR4ZZ*	2RS	2RU	TTS
		0.7500	19.050	–	–	0.0157	0.40	0.2188	5.558	–	–	R4A	–	R4AZZ	–	2RS	2RU	–
0.3125	7.938	0.5000	12.700	0.5470	13.894	0.0059	0.15	0.1562	3.967	0.0310	0.787	R1810*	FR1810	R1810ZZS	FR1810ZZS*	–	–	TTS
0.3750	9.525	0.8750	22.225	0.9690	24.613	0.0157	0.40	0.2188	5.558	0.0620	1.575	R6	FR6*	R6ZZ	FR6ZZ*	2RS	2RU	TTS
0.5000	12.700	1.1250	28.575	1.2252	31.120	0.0157	0.40	0.2500	6.350	0.0620	1.575	R8	FR8*	R8ZZ	FR8ZZ*	2RS	2RU	TTS
0.6250	15.875	1.3750	34.925	1.4900	37.846	0.0315	0.80	0.2812	7.142	–	–	R10	–	R10ZZ	FR10ZZ	2RS	2RU	–
0.7500	19.050	1.6250	41.275	–	–	0.0315	0.80	0.3125	7.938	–	–	R12	–	R12ZZ	–	2RS	2RU	–

1) *Available with inner ring width extended by 0.015"(0.3962mm) each side.
2) Bearings also available with single shield or seal：suffix Z、RS、RU or TS
3) Bearings also available with stainless material：suffix S or H

Width: B_1		Flange Width:Bf1		Load Rating		Max. Speed		Cage Type	Ball Complement			Weight (Reference)			
				Cr(N)	Cor(N)	Grease	Oil		Qty.:Z	Size:Dw		Open	Flange Open	Shield	Flange Shield
inch	mm	inch	mm			x1000rpm			pcs.	inch	mm	g			
–	–	–	–	106	28	130	150	W	6	0.0250	0.635	0.05	0.07	–	–
0.0937	2.380	0.0310	0.787	112	33	110	130	W	7	0.0236	0.600	0.10	0.12	0.15	0.20
0.1094	2.779	0.0310	0.787	232	67	90	110	W	6	0.0394	1.000	0.15	0.19	0.19	0.25
0.1406	3.571	0.0310	0.787	284	96	67	80	W	7	0.0394	1.000	0.40	0.46	0.53	0.61
–	–	–	–	189	60	80	95	W	7	0.0315	0.800	0.10	0.13	–	–
0.0937	2.380	0.0310	0.787	144	53	80	95	W	10	0.0236	0.600	–	–	0.15	0.21
0.1406	3.571	0.0310	0.787	552	176	60	71	W	6	0.0625	1.588	0.60	0.67	1.15	1.25
0.1094	2.779	0.0310	0.787	311	110	67	80	J	8	0.0394	1.000	0.27	0.33	0.32	0.40
0.1094	2.779	0.0310	0.787	284	96	67	80	W	7	0.0394	1.000	0.27	0.33	0.40	0.48
0.1406	3.571	0.0310	0.787	558	180	60	67	W,J	6	0.0625	1.588	0.50	0.57	0.74	0.84
0.1406	3.571	0.0310	0.787	640	227	53	63	J	7	0.0625	1.588	0.96	1.05	1.23	1.35
0.1562	3.967	0.0300	0.762	631	219	56	67	J	7	0.0625	1.588	1.04	1.20	1.37	1.53
0.1719	4.366	–	–	640	227	53	63	J	7	0.0625	1.588	3.30	–	3.30	–
0.1250	3.175	0.0360	0.914	359	150	53	63	W	10	0.0394	1.000	0.51	0.58	0.61	0.72
0.1250	3.175	0.0360	0.914	359	150	53	63	W	10	0.0394	1.000	0.40	0.47	0.45	0.56
0.1250	3.175	0.0310	0.787	709	272	50	60	J	8	0.0625	1.588	0.81	0.90	0.85	0.97
–	–	–	–	1301	488	43	53	J	7	0.0937	2.381	–	2.50	–	–
0.1960	4.978	0.0420	1.067	1301	488	43	53	J	7	0.0937	2.381	2.21	–	2.95	3.24
0.1960	4.978	–	–	1480	621	38	45	J	8	0.0937	2.381	4.75	–	5.08	–
0.1250	3.175	0.0360	0.914	373	172	48	56	W	11	0.0394	1.000	0.57	0.66	0.60	0.73
0.1875	4.762	0.0450	1.143	1082	442	40	50	J	8	0.0787	2.000	1.60	1.71	2.32	2.54
0.1960	4.978	0.0633	1.607	1480	621	38	45	J	8	0.0937	2.381	4.46	4.82	4.54	4.90
0.2812	7.142	–	–	2336	896	36	43	J	6	0.1378	3.500	7.48	–	10.0	–
0.1562	3.967	0.0310	0.787	542	276	40	48	W	12	0.0472	1.200	1.39	1.54	1.57	1.72
0.2812	7.142	0.0620	1.575	3332	1411	32	38	J	7	0.1563	3.969	9.02	9.71	11.7	12.4
0.3125	7.938	0.0620	1.575	5108	2413	27	32	J	8	0.1875	4.762	11.6	13.0	24.1	25.6
0.3438	8.733	0.0687	1.745	5999	3265	21	25	RJ	10	0.1875	4.762	23.5	–	38.1	40.40
0.4375	11.113	–	–	9384	5057	17	21	RJ,TW	9	0.2500	6.350	53.1	–	69.3	–